



NORTH BAY WATER REUSE PROGRAM

Water Supply Reliability through Regional Reuse



BOARD OF DIRECTORS MEETING

AGENDA

**Monday, August 19, 2013
9:30 A.M.**

**Novato City Hall Council Chambers
901 Sherman Avenue, Novato, CA 94945**

- 1. Call to Order (1 minute)**
- 2. Roll Call (1 minutes)**
- 3. Public Comment (3 minutes)**
(Any member of the public may address the Board at the commencement of the meeting on any matter within the jurisdiction of the Board. This should not relate to any item on the agenda. It is the policy of the Authority that each person addressing the Board limit their presentation to three minutes. Any member of the public desiring to provide comments to the Board on an agenda item should do so at the time the item is considered. It is the policy of the Authority that oral comments be limited to three minutes per individual or ten minutes for an organization. Speaker's cards will be available in the Boardroom and are to be completed prior to speaking.)
- 4. Introductions (2 minutes)**
- 5. Board Meeting Minutes of May 20, 2013 (2 minutes)**
(The Board will consider approving the minutes from the May 20, 2013 Board meeting.)
- 6. Report from the Program Manager (2 minutes)**
6.a Consultant Progress Reports
(The Board will review the Report from the Program Manager and Consultant Progress Reports.)
- 7. Financial Report for the Fiscal Year Ending June 30, 2013 and the Period Ending July 31, 2013 (3 minutes)**
(The Board will review the financial report for the Fiscal Year ending June 30, 2013 and the period ending July 31, 2013.)

Action
Pages 4 - 6

Information
Pages 7 - 14

Information
Pages 15 - 22

- | | |
|---|---|
| <p>Information</p> <p>Page 23</p> | <p>8. Third Revised Memorandum of Understanding Approval Process - Status Report (1 minutes)
 (The Board will be updated on the status of the Third Amended Memorandum of Understanding approval by the member agencies.)</p> |
| <p>Action</p> <p>Pages 24 - 25</p> | <p>9. Consideration of Adding Marin County as an Associate Member (2 minutes)
 (The Board will consider adding Marin County as an Associate Member.)</p> |
| <p>Action</p> <p>Pages 26 - 27</p> | <p>10. Consideration of an Alternate Regular Meeting Date (2 minutes)
 (The Board will consider an alternate regular meeting date.)</p> |
| <p>Information</p> <p>Pages 28 - 31</p> | <p>11. Request for Statements of Qualifications / Request for Proposals Process - Status Report (2 minutes)
 (The Board will be updated on the status of the Request for Qualifications / Request for Proposals process.)</p> |
| <p>Action</p> <p>Page 32</p> | <p>12. Approve the Recommendation from the Technical Advisory Committee and authorize Sonoma County Water Agency to negotiate an agreement, including scope and costs, for Engineering, Environmental, and Outreach Services with Brown and Caldwell (2 minutes)
 (The Board will consider approving the Recommendation from the Technical Advisory Committee and authorize Sonoma County Water Agency to negotiate an agreement, including scope and costs, for Engineering, Environmental, and Outreach Services with Brown and Caldwell.)</p> |
| <p>Action</p> <p>Page 33</p> | <p>13. Approve the Recommendation from the Technical Advisory Committee and authorize Sonoma County Water Agency to negotiate an agreement for Legislative Development Services including scope and costs for Services with Bryant & Associates (2 minutes)
 (The Board will consider approving the Recommendation from the Technical Advisory Committee and authorize Sonoma County Water Agency to negotiate an agreement, including scope and costs, for Legislative Development Services with Bryant & Associates.)</p> |
| <p>Information</p> <p>Page 34</p> | <p>14. Phase 1 Projects Report (2 minutes)
 (The Board will be updated on the status Phase 1 Projects.)</p> |
| <p>Information</p> <p>Pages 35 - 44</p> | <p>15. Program Development – Federal Advocacy Update (10 minutes)
 (The Board will be updated on the status of Program Development – Federal Advocacy.)</p> |
| <p>Information</p> <p>Pages 45 - 56</p> | <p>16. State Advocacy Update (7 minutes)
 (The Board will be updated on the status of State Advocacy and legislation.)</p> |
| <p>Resolution</p> | <p>17. Resolution Agreeing to Participate in the Water Bond Coalition, Supporting the Activities of the Coalition, Endorsing Efforts of the Coalition to Develop the Fair and Equitable Distribution of State Water Bond Funds for Projects that Will Benefit the Members of the North Bay Water Reuse Authority and other Entities throughout Northern and Coastal California, and Designating the Chair or the Chair’s Designee as the Official Representative for the North Bay Water Reuse Authority to the Water Bond Coalition (2 minutes)</p> |

Pages 57 - 62

(The Board will consider approving a Resolution Agreeing to Participate in the Water Bond Coalition, Supporting the Activities of the Coalition, Endorsing Efforts of the Coalition to Develop the Fair and Equitable Distribution of State Water Bond Funds for Projects that Will Benefit the Members of the North Bay Water Reuse Authority and other Entities throughout Northern and Coastal California, and Designating the Chair or the Chair's Designee as the Official Representative for the North Bay Water Reuse Authority to the Water Bond Coalition.)

**Information
Pages 63 - 67**

- 18. Outreach Program Update (10 minutes)**
(The Board will be updated on the Outreach Program.)

Pages 68 – 78

- 19. Workshop #4 – North Bay Water Reuse Program Phase 2 Scoping Study (2 hours)**

Phase 2 Takes Shape:

- Formulation of thematic alternatives
- Example alternative
- Agency homework

- 20. Adjournment (1 minute)**

<p style="text-align: center;">Next Board Meeting Monday, November 18, 2013, 9:30 A. M.</p>

(In compliance with the Americans with Disabilities Act of 1990, if you need special assistance to participate in a Board meeting, or you need a copy of the agenda, or the agenda packet, in an appropriate alternative format, please contact the Program Manager at (510) 410-5923. Notification of at least 48 hours prior to the meeting or time when services are needed will assist in assuring that reasonable arrangements can be made to provide accessibility to the meeting or service. A copy of all the documents constituting the agenda packet is available for public inspection prior to the meeting at 500 Davidson Street, Novato, CA 94945. Any person may request that a copy of the agenda or the agenda packet be mailed to them for a fee of \$.10 per page plus actual mailing costs. If you wish to request such a mailing, please contact Chuck Weir, Weir Technical Services, 3026 Ferndale Court, Pleasanton, CA 94588, 510-410-5923, chuckweir@sbcglobal.net. The agenda and the agenda packet for each meeting are also available on-line at www.nbwra.com and will be available at the meeting.)

**North Bay Water Reuse Authority
Board of Directors Meeting
Minutes
May 20, 2013**

1. Call to Order

Chair Rabbitt called the meeting to order at 9:37 a.m. on Monday, May 20, 2013 at the Novato City Hall Council Chambers, 901 Sherman Street, Novato, CA 94945.

2. Roll Call**PRESENT:**

David Rabbitt, Chair, Sonoma County Water Agency
Bill Long, Vice-Chair, Novato Sanitary District
Keith Caldwell, Napa County
Megan Clark, Las Gallinas Valley Sanitary District
Susan Gorin, Sonoma Valley County Sanitation District
Jill Techel, Napa Sanitation District
John Schoonover, North Marin Water District
Dan St. John, City of Petaluma
Paul Sellier, Marin Municipal Water District

ABSENT: None

OTHERS**PRESENT:**

Chuck Weir, Program Manager	Weir Technical Services
Kevin Booker	Sonoma County Water Agency
Ginger Bryant	Bryant & Associates
Mike Cortez	Las Gallinas Valley Sanitary District
Barry Dugan	Data Instincts
Tim Healy	Napa Sanitation District
David Iribarne	City of Petaluma
Beverly James	Novato Sanitary District
Sandeep Karkal	Novato Sanitary District
Craig Lichty	Kennedy Jenks
Andria Loutsch	CDM Smith
Drew McIntyre	North Marin Water District
Mark Millan	Data Instincts
Phillip Miller	Napa County
Monica Oakley	RMC
Pilar Oñate-Quintana	The Oñate Group (by telephone)
Dave Richardson	RMC
Michael Savage	Brown & Caldwell
Judy Schriebman	Las Gallinas Valley Sanitary District
Jake Spaulding	Sonoma County Water Agency
Renee Webber	Sonoma County Water Agency

3. Public Comment

No members of the public addressed the Board

4. Introductions

Introductions were waived.

5. Board Meeting Minutes of April 15, 2013

A motion by Director Schoonover, seconded by Director Gorin to approve the April 15, 2013 minutes was unanimously approved.

6. Report from the Program Manager**6.a Consultant Progress Reports**

The Board reviewed the consultant progress reports for April 2013. The Program Manager highlighted the remaining agenda items.

7. Financial Report for the Period Ending April 30, 2013

The Board reviewed the summary of consultant costs through the period ending April 30, 2013 and noted that all costs were on track. The Board also reviewed the spreadsheets maintained by Sonoma County Water Agency and noted that costs were tracking as planned. There was one question regarding apparent overpayment of assessments. With the addition of City of Petaluma and Marin Municipal Water District assessments for the other member agencies have been reduced and the overpayments will be refunded.

8. Third Revised Memorandum of Understanding – Status Report

The Board reviewed the schedule for approval of the Memorandum of Understanding (MOU) by the member agencies and noted that the MOU became official when the sixth agency approved it on May 7, 2013. Sonoma County Water Agency and Sonoma Valley County Sanitation District are scheduled to approve the MOU on May 21, 2013. Once those two agencies have signed it, two original copies will be sent to each of the nine member agencies.

9. Request for Statements of Qualifications / Requests for Proposals Process – Status Report

The Board reviewed the status of the Statements of Qualifications (SOQs) that were submitted and reviewed by the Technical Advisory Committee (TAC). The Board noted that the TAC would be reviewing the scoring, developing short lists and modifying the schedule as needed. A report will be presented to the Board at the August 19, 2013 meeting.

10. Phase 1 Projects Report

The Board reviewed the status of Phase 1 construction projects.

11. Program Development – Federal Advocacy Update

Ginger Bryant provided an update for the Board. She noted that the Commissioner supports the program and that feasibility study funding may become available in the fall. She is working to increase the amount of funds available. She also noted that Senator Feinstein is willing to introduce a water reuse bill provided that additional sponsors acquired.

12. State Advocacy Update

Pilar Oñate-Quintana was available by telephone. She provided a written update to the Program Manager and he noted several items on her behalf. Items included: status of the Water Bond, status of AB803 and AB1200, and a planned tour for NBWRA-area legislators on July 24, 2013.

13. Outreach Program Update

Mark Millan noted that a short video is being developed to post on the website as well as to use in introducing the program to state and federal legislators. .

14. Workshop #3 North Bay Water Reuse Program Phase 2 Scoping Study

Mike Savage, Andria Loutsch, and Ginger Bryant led the group in Workshop #3. Topics included: 1) Overview of member agency meetings and potential projects, and 2) Path forward to formulating and screening alternatives. Participants offered suggestions for developing the screening criteria.

15. Adjournment

Chair Rabbitt adjourned the meeting at 11:03 a.m.

Minutes approved by the Board _____, 2013.

Charles V. Weir
Program Manager

C:\Users\Chuck\Documents\Weir Technical Services\NBWRA\Agendas\2013-05\2013_05_20_NBWRA_Board_Minutes.docx

Page 1

Agenda Explanation
 North Bay Water Reuse Authority
 Board of Directors
 August 19, 2013

ITEM NO. 6 REPORT FROM THE PROGRAM MANAGER

The July 2013 Report from the Program Manager includes the following item:

Item No. 6.a. Consultant Progress Reports

Attached are the consultant progress reports for July 2013. The consultant team will be available to respond to any questions from the Board.

Following is a brief description of other Agenda items:

Item No. 7. Financial Report for the Fiscal Year Ending June 30, 2013 and the Period Ending July 31, 2013

This item includes the regular consultant cost tracking as well as spreadsheets maintained by Sonoma County Water Agency. The reports include a final report for FY2012/13 and a report for the first month of FY2013/14.

Item No. 8. Third Revised Memorandum of Understanding Approval Process – Status Report

The Program Manager will give an update on the schedule for approval of the MOU by the member agencies.

Item No. 9. Consideration of Adding Marin County as an Associate Member

Marin County has requested joining NBWRA as an Associate Member, which is a non-voting membership status with a seat on the Board and the Technical Advisory Committee.

Item No. 10. Consideration of an Alternate Regular Meeting Date

Marin County has requested consideration of an alternate meeting date to avoid a conflict for Supervisor Arnold.

Item No. 11. Request for Statements of Qualifications / Request for Proposals Process – Status Report

The Program Manager will give an update on the SOQ / RFP process, including an updated schedule.

Item No. 12. Approve the Recommendation from the Technical Advisory Committee and authorize Sonoma County Water Agency to negotiate an agreement, including scope and costs, for Engineering, Environmental, and Outreach Services with Brown and Caldwell
 The TAC recommends the selection of Brown and Caldwell to provide Engineering, Environmental and Outreach Services pursuant to the process approved by the Board in Agenda Item No. 11.

Item No. 13. Approve the Recommendation from the Technical Advisory Committee and authorize Sonoma County Water Agency to negotiate an agreement, including scope and costs, for Legislative Development Services with Bryant & Associates

The TAC recommends the selection of Brown and Caldwell to provide Engineering, Environmental and Outreach Services pursuant to the process approved by the Board in Agenda Item No. 11.

Item No. 14. Phase 1 Projects Report

The most current listing of Phase 1 projects is attached for the Board's information.

Item No. 15. Program Development – Federal Advocacy Update

Ginger Bryant will provide an update for the Board. The update will include a PowerPoint presentation and a discussion of the proposed Reclamation Infrastructure Finance and Innovation Act of 2013 (RIFIA).

Item No. 16. State Advocacy update

Pilar Oñate-Quintana will provide an update for the Board, including NBWRA support for the 2014 Water Bond, summary of the July 29, 2013 State tour, AB 145 bill analysis, and an email regarding Assembly plans for the 2012 Water Bond. She will also discuss NBWRA becoming a member of the Water Bond Coalition.

Item No. 17. Resolution Agreeing to Participate in the Water Bond Coalition, Supporting the Activities of the Coalition, Endorsing Efforts of the Coalition to Develop the Fair and Equitable Distribution of State Water Bond Funds for Projects that Will Benefit the Members of the North Bay Water Reuse Authority and other Entities throughout Northern and Coastal California, and Designating the Chair or the Chair's Designee as the Official Representative for the North Bay Water Reuse Authority to the Water Bond Coalition

The Board will be asked to approve a resolution for NBWRA agreeing to participate in the Water Bond Coalition.

Item No. 18. Outreach Program Update

Mark Millan, Data Instincts, will update the Board on outreach issues including the website and a video that has been added to the website.

Program Management Services
Weir Technical Services
NBWRA Phase 1 and Phase 2
Sonoma County Water Agency Order Number 7630A5 and Account Number 391029

Progress Report

July 2013

Task 2.1 Board of Directors and Technical Advisory Committee (TAC) Meeting Management

- Scheduled, prepared agenda, and participated in July 3, 2013 consultant conference call.
- Reviewed news articles sent by outreach consultant.
- Prepared and distributed TAC agenda packet for July 15, 2013 meeting. Sent June consultant progress reports to Board members.
- Attended July 15, 2013 TAC meeting in Novato.
- Drafted July 15, 2013 TAC meeting minutes.
- Email correspondence with TAC members and State Legislative consultant regarding 2014 Water Bond. Drafted 2014 Water Bond letter and sent to Board Chair and TAC for review. Revised letter based on comments received from consultant and TAC.
- Attended July 29, 2013 Special TAC meeting in Santa Rosa.
- Drafted July 29, 2015 TAC meeting minutes and revised based on comments received.
- Updated distribution lists and sent welcome emails to new City of Petaluma representatives. Updated meeting attendance list.

Task 2.2 Budget Preparation and Reporting

- Drafted report from Finance Committee (FC) to TAC and sent to FC for review.
- Researched consultant agreements for key personnel language and sent to FC.
- Drafted rating form for engineering, environmental, and outreach services proposals and sent to Agency for review. Revised form based on comments received. Revised form based on TAC meeting and sent to TAC.
- Reviewed FC charter and sent to TAC.
- Participated in phone conversations with TAC members regarding consultant review process.
- Received RMC and Brown and Caldwell (B&C) proposals and sent to TAC along with rating forms.
- Reviewed RMC and B&C proposals; made spreadsheet of hours and estimated costs.
- Reviewed Agency correspondence regarding initiation fee payments received and distribution of funds.
- Updated consultant cost summary for June 2013.
- Participated in telephone conversation with consultants regarding selection process and results.

Task 2.3 Project Support and Review

- Reviewed and commented on Phase 2 PowerPoint slides for July TAC meeting.
- Reviewed and commented on Phase 2 Scoping Study Table of Contents, Section 2, and Section 3.
- Provided eRoom assistance to consultant.

Task 2.4 Program Planning

- Prepared July 2013 Progress Report and invoice.

Task 2.5 Governance Issues

- No work was conducted on this task during the period.

Task 2.6 Additional Tasks (Optional)

- No work was conducted on this task during the period.



**North Bay Water Reuse Program - Program Development Services
July 2013 Activity Summary**

Activity Summary

- Participated in monthly consulting team call
- Participated in contract management call with Renee Webber
- Participated in State Legislative Tour planning and attended the tour
- Prepared for and attended TAC meeting
- Briefed MP USBR staff on outcomes from DC meetings
- Activities in coordination with The Ferguson Group
 - Coordinated with Roger Gwinn, Mark Limbaugh and Renee Webber on monthly consultant call
 - Follow up activities from June Washington DC trip, edited white/testimony Senate committee hearing on Replacing Aging Infrastructure
 - Outreach to Texas Water Conservation Assn and Western States Water Council in support of RIFIA

The Ferguson Group Activity Summary (Informational Purposes for TAC)

- Coordinated with Ginger Bryant and Renee Webber on monthly consultant call
- Coordination with Ginger Bryant on supporting materials for RIFIA proposal
- Contact with House and Senate offices, ACWA and Western States Water Council and Family Farm Alliance on the RIFIA proposal
- Follow up activities from NBWRA Board members visit in June

North Bay Water Reuse Authority
Professional Services by CDM Smith

July 2013 Progress Report

Phase 1 Support

- No activity.

Phase 2 Scoping Study

- Communicated with member agencies regarding follow-up on project information.
- Continued drafting and updating GIS maps of potential Phase 2 projects to incorporate agency input.
- Project team discussions and development of operations studies and water balance.
- Project team discussions about developing project concepts and storage analysis.
- Continued developing draft Sections 2 and 3 of the report and table of contents.
- Submitted draft Section 2, Section 3, and Table of Contents to the TAC on July 3, 2013.
- Developed presentation on Phase 2 study for the July TAC meeting.
- Project management activities.

Federal Grant Reporting Support

- No activity.

The Oñate Group**NBWRA Monthly Report – July 2013**

This monthly report is provided on behalf of the The Oñate Group and reflects significant activities conducted on behalf of NBWRA during July 2013:

- Continued to monitor/report on issues pertaining to the anticipated rewrite of the 2014 water bond. Also worked to edit draft of NBWRA comment letter on the Assembly Water, Parks and Wildlife's proposed principles (final version of letter attached in Agenda Item No. 16). Also continued participation in WateReuse's efforts surrounding the bond and WateReuse's principles.
- Continued conveying NBWRA support for AB 1200 (re: agricultural storage ponds - as sponsored by Sonoma County Water Agency) and AB 803 (WateReuse legislation) - both measures are now moving through the Senate.
- Worked with NBWRA staff, legislative offices and participants regarding the July 24 2013 state tour, which included participation by Assemblymember Yamada and staff, as well as staff from Assemblymember Levine's and Senator Wolk's offices. Also participated in the all day tour. (See report from tour as previously e-mailed, as well as tour itinerary in Agenda Item No. 16).
- Monitored debate surrounding AB 145 (legislation to move Safe Drinking Water Program from Department of Public Health to State Water Resources Control Board— in light of questions raised during the July 2013 NBWRA Technical Advisory Committee meeting with respect to WateReuse's position. (See attached recent bill analysis of measure, Agenda Item No. 16).

Public Outreach Services for North Bay Water Reuse Authority
Data Instincts
SCWA Order Number 7534A4, Account Number 391029

Progress Report

July 2013

- Phone calls with project team members for collaboration on preparation of upcoming TAC & Board Workshop and Meetings.
- We have continued updating and maintaining relevant news articles on the project Website.
- Coordinated editing, printing and assembling packets for July 24, 2013 State Tour.
- We have continued discussions with team members about upgrades to the project Website and communication tools to better tell our story, support NBWRA members, and the Phase 2 work. We recognize and suggest that more accessible format and interactive features will support legislative outreach efforts among the state and federal agencies. Plus, reaching out and providing information to an expanding audience of water suppliers, sanitation districts, and elected officials interested in our program approach.

Page 1

Agenda Explanation
North Bay Water Reuse Authority
Board of Directors
August 19, 2013

**ITEM NO. 7 FINANCIAL REPORT FOR FISCAL YEAR ENDING JUNE 30, 2013 AND
THE PERIOD ENDING JULY 31, 2013**

Action Requested: None at this time.

The following items are attached for the board's information:

- a. Consultant Cost Tracking for FY2012/13 through June 30, 2013
- b. FY2012/13 Project Cost Summary through June 30, 2013
- c. FY2012/13 Allocations through June 30, 2013
- d. Status of Deposits by the member agencies for FY2013/14
- e. Consultant Cost Tracking for FY2013/14 through July 31, 2013

All costs are tracking as expected and there are no issues of concern. Items a, b, and c, should be final costs for FY2012/13. Item e is for the fiscal year that began July 1, 2013. Since the Phase 2 Scoping Study is an 18-month study and spans two fiscal years, those costs include costs incurred in FY2012/13.

Recommendation

None at this time.

NBWRA FY2012/13 Consultant Cost Tracking

August 14, 2013

Phase 1 Support

Month	RMC/Weir	Bryant	TFG	CDM Smith	ESA	Oñate	Data Insts.	SCWA	Total
July-12	-	-	-	-	-	-	-	-	-
August-12	-	-	-	-	-	-	-	3,311.27	3,311.27
September-12	-	-	-	-	-	-	-	11,347.30	11,347.30
October-12	-	-	-	-	-	-	-	6,033.90	6,033.90
November-12	-	-	-	5,892.74	-	-	-	8,846.41	14,739.15
December-12	-	-	-	6,889.06	-	-	-	7,498.71	14,387.77
January-13	-	-	-	1,803.17	-	-	-	17,331.41	19,134.58
February-13	-	-	-	2,885.20	-	-	-	12,585.22	15,470.42
March-13	-	-	-	2,339.52	-	-	-	9,357.65	11,697.17
April-13	-	-	-	-	-	-	-	15,341.11	15,341.11
May-13	-	-	-	2,623.64	15,218.75	-	-	3,068.92	20,911.31
June-13	-	-	-	1,256.70	2,856.23	-	-	5,646.01	9,758.94
Total	-	-	-	23,690.03	18,074.98	-	-	100,367.91	142,132.92
FY12/13 Budget	-	-	-	75,000.00	20,000.00	-	-	100,000.00	195,000.00
Amt Remaining	-	-	-	51,309.97	1,925.02	-	-	(367.91)	52,867.08
% Remaining	#N/A	#N/A	#N/A	68.41%	9.63%	#N/A	#N/A	-0.37%	27.11%

Note: CDM Smith costs for Grant reporting through June 2013 = \$4,987.54 under a separate agreement.

Note: ESA had \$8,659.73 in expenses in FY12/13 that was paid from a prior FY agreement that had \$10,626.21 remaining. Agreement now closed.

Phase 2 Support, 18-Month Scoping Study and Workshops

Month	RMC/Weir	Bryant	TFG	CDM / B&C	ESA	Oñate	Data Insts.	SCWA	Total
July-12	-	-	-	-	-	-	-	-	-
August-12	-	-	-	-	-	-	-	-	-
September-12	-	-	-	-	-	-	-	-	-
October-12	-	-	-	-	-	-	-	-	-
November-12	-	-	-	-	-	-	-	-	-
December-12	-	-	-	-	-	-	-	-	-
January-13	-	-	-	-	-	-	-	-	-
February-13	-	-	-	58,051.40	-	-	-	-	58,051.40
March-13	-	-	-	32,827.92	-	-	-	-	32,827.92
April-13	-	-	-	18,428.81	-	-	-	-	18,428.81
May-13	-	-	-	26,246.16	-	-	-	-	26,246.16
June-13	-	-	-	34,181.91	-	-	-	-	34,181.91
Total	-	-	-	169,736.20	-	-	-	-	169,736.20
FY12/13 & FY13/14	-	42,360.00	-	365,200.00	-	-	-	9,150.00	416,710.00
Amt Remaining	-	42,360.00	-	195,463.80	-	-	-	9,150.00	246,973.80
% Remaining	#N/A	100.00%	#N/A	53.52%	#N/A	#N/A	#N/A	100.00%	#N/A

Joint Use

Month	RMC/Weir	Bryant	TFG	CDM Smith	ESA	Oñate	Data Insts.	SCWA	Total
July-12	7,118.00	14,833.33	5,000.00	-	-	4,000.00	-	-	30,951.33
August-12	10,464.22	14,833.33	5,000.00	-	-	4,000.00	3,712.50	-	38,010.05
September-12	3,582.44	14,833.33	5,000.00	-	-	2,500.00	1,080.00	-	26,995.77
October-12	11,657.24	14,833.33	5,000.00	-	-	2,500.00	2,965.00	-	36,955.57
November-12	11,596.17	14,833.33	5,000.00	-	-	2,500.00	2,510.71	334.03	36,774.24
December-12	9,540.50	14,833.33	5,000.00	-	-	2,500.00	3,050.00	672.40	35,596.23
January-13	7,127.51	14,833.33	5,000.00	-	-	2,500.00	5,980.00	640.65	36,081.49
February-13	7,529.10	14,833.33	5,000.00	-	-	2,500.00	6,652.22	-	36,514.65
March-13	5,630.76	14,833.33	5,000.00	-	-	2,500.00	3,998.44	416.69	32,379.22
April-13	5,096.56	14,833.33	5,000.00	-	-	2,500.00	5,860.92	3,097.42	36,388.23
May-13	5,491.39	14,833.33	5,000.00	-	-	2,500.00	7,834.99	10,331.51	45,991.22
June-13	3,602.51	14,833.33	5,000.00	-	-	2,500.00	4,975.00	18,065.25	48,976.09
Total	88,436.40	177,999.99	60,000.00	-	-	33,000.00	48,619.78	33,557.95	441,614.12
FY12/13 Budget	106,000.00	178,000.00	60,000.00	-	-	33,000.00	50,000.00	50,000.00	477,000.00
Amt Remaining	17,563.60	0.01	-	-	-	-	1,380.22	16,442.05	35,385.88
% Remaining	16.57%	0.00%	0.00%	#N/A	#N/A	0.00%	2.76%	32.88%	7.42%

Phase 1, 2, and Joint Use Total

Month	RMC/Weir	Bryant	TFG	CDM / B&C	ESA	Oñate	Data Insts.	SCWA	Total
July-12	7,118.00	14,833.33	5,000.00	-	-	4,000.00	-	-	30,951.33
August-12	10,464.22	14,833.33	5,000.00	-	-	4,000.00	3,712.50	3,311.27	41,321.32
September-12	3,582.44	14,833.33	5,000.00	-	-	2,500.00	1,080.00	11,347.30	38,343.07
October-12	11,657.24	14,833.33	5,000.00	-	-	2,500.00	2,965.00	6,033.90	42,989.47
November-12	11,596.17	14,833.33	5,000.00	5,892.74	-	2,500.00	2,510.71	9,180.44	51,513.39
December-12	9,540.50	14,833.33	5,000.00	6,889.06	-	2,500.00	3,050.00	8,171.11	49,984.00
January-13	7,127.51	14,833.33	5,000.00	1,803.17	-	2,500.00	5,980.00	17,972.06	55,216.07
February-13	7,529.10	14,833.33	5,000.00	60,936.60	-	2,500.00	6,652.22	12,585.22	110,036.47
March-13	5,630.76	14,833.33	5,000.00	35,167.44	-	2,500.00	3,998.44	9,774.34	76,904.31
April-13	5,096.56	14,833.33	5,000.00	18,428.81	-	2,500.00	5,860.92	18,438.53	70,158.15
May-13	5,491.39	14,833.33	5,000.00	28,869.80	15,218.75	2,500.00	7,834.99	13,400.43	93,148.69
June-13	3,602.51	14,833.33	5,000.00	35,438.61	2,856.23	2,500.00	4,975.00	23,711.26	43,940.85
Total	88,436.40	177,999.99	60,000.00	193,426.23	18,074.98	33,000.00	48,619.78	133,925.86	704,507.15
FY12/13 Budget	106,000	220,360	60,000	440,200	20,000	33,000	50,000	159,150	1,088,710
Amt Remaining	17,564	42,360	-	246,774	1,925	-	1,380	25,224	384,203
% Remaining	16.57%	19.22%	0.00%	56.06%	9.63%	0.00%	2.76%	15.85%	35.29%

Notes:

1. Values for the most current month may be estimates.

2. Phase 2 Scoping Study and Workshop costs approved by Board on November 19, 2012.

3. Phase 2 Scoping Study and Workshops are for 18-month period, January 1, 2013 - June 30, 2014.

North Bay Water Reuse Authority
Monthly Project Cost Summary
July 1, 2012 - June 30, 2013

I. TOTAL FY 12-13 PROJECT COSTS

A	B	C	D	C + D = E	F	G	F + G = H	E - H = I	J	F - J = K	% K/H
Project	Consultant	Original Budget	Amendments	Revised Budget	Original Contract	Contract Amendments	Total Contract	Uncommitted	Total Expenses	Remaining	% Avail.
Program Management	RMC/Weir Technical Services	106,000	-	106,000	106,044	-	106,044	(44)	88,436	17,608	16.6%
Planning, Engineering and Funding Management	CDM Smith	278,780	-	278,780	284,446	-	284,446	(5,666)	197,777	86,668	30.5%
Federal Authorizations and Appropriations	The Ferguson Group	60,000	-	60,000	60,000	-	60,000	-	60,000	-	0.0%
Program Development and Federal Funding	Bryant & Associates	178,000	-	178,000	178,000	-	178,000	-	178,000	0	0.0%
State Funding / State Outreach	Pilar Onate	33,000	-	33,000	25,000	-	25,000	8,000	25,000	-	0.0%
State Funding / State Outreach	KP Public Affairs	-	-	-	24,000	-	24,000	-	8,000	16,000	0.0%
Outreach and Community Support	Data Instincts	50,000	-	50,000	50,000	-	50,000	-	48,620	1,380	2.8%
Planning and Engineering	Brown & Caldwell	-	-	-	-	-	-	-	-	-	#DIV/0!
SCWA Administration	SCWA	154,575	-	154,575	154,575	-	154,575	-	133,926	20,649	13.4%
Environmental Documentation, Permitting and Monitoring	ESA	20,000	-	20,000	20,000	-	20,000	-	18,075	1,925	9.6%
Contingency	n/a	-	-	-	-	-	-	-	-	-	#DIV/0!
TOTAL BUDGET		\$ 880,355	\$ -	\$ 880,355	\$ 902,065	\$ -	\$ 902,065	\$ 2,290	\$ 757,834	\$ 144,231	17.1%
					*subtracting expired balances				% Total Budget Avail.		14%

Uncommitted indicates either a contract has not been issued or an existing contract has not yet been amended per approved NBWRA FY Budgets.

1. combination of new and extended contracts - (Includes Watersmart grant contract with CDM Smith)

2. contract for 25k + 8k from KP PA

3. expired 12/31/2012

4. no contract

5. % Contract Amt Avail. (subtracting expired Amt's)

CONTRACTS EXTENDED FROM 11/12 into 12/13

Project	Consultant	Original Budget	Amendments	Revised Budget	(remaining amt)				Total Expenses	Remaining	% Avail.
					Original Contract	Contract Amendments	Total Contract	Uncommitted			
Program Management - Phase 1 (extended to 12/31/2012)	RMC/Weir	-	-	-	37,274	-	37,274	-	27,575	9,699	0.0%
Program Management - Phase 2 (extended to 12/31/2012)	RMC/Weir	-	-	-	30,120	-	30,120	-	26,383	3,736	0.0%
State Funding / State Outreach - Phase 1 (12/31 & added 24k)	KP Public Affairs	-	-	-	24,000	-	24,000	-	8,000	16,000	0.0%
Engineering - Phase 1 (extended to 12/31/2012)	CDM Smith	-	-	-	4,446	-	4,446	-	4,432	14	0.0%
TOTAL BUDGET		\$ -	\$ -	\$ -	\$ 95,840	\$ -	\$ 95,840	\$ -	\$ 66,390	\$ 29,450	0.00%
expired											

6. expired 12/31/2012 - % Available = 0

2A. NBWRA Phase 1

Project	Consultant	Original Budget	Amendments	Revised Budget	Original Contract	Contract Amendments	Total Contract	Uncommitted	Total Expenses	Remaining	% Avail.
Program Management	RMC/Weir	-	-	-	-	-	-	-	-	-	-
Planning, Engineering and Funding Management	CDM Smith	75,000	-	75,000	75,000	-	75,000	-	23,690	51,310	68.4%
Environmental Documentation, Permitting and Monitoring	ESA	20,000	-	20,000	20,000	-	20,000	-	18,075	1,925	9.6%
Admin Agency Services	SCWA	100,000	-	100,000	100,000	-	100,000	-	100,368	(368)	-0.4%
Contingency	n/a	-	-	-	-	-	-	-	-	-	#DIV/0!
TOTAL BUDGET		\$ 195,000	\$ -	\$ 195,000	\$ 195,000	\$ -	\$ 195,000	\$ -	\$ 142,133	\$ 52,867	27.11%

2B. NBWRA Phase 2

Project	Consultant	Original Budget	Amendments	Revised Budget	Original Contract	Contract Amendments	Total Contract	Uncommitted	Total Expenses	Remaining	% Avail.
Program Management	RMC/Weir	-	-	-	-	-	-	-	-	-	-
Program Development and Federal Funding	Bryant & Associates	-	-	-	-	-	-	-	-	-	-
Federal Authorizations and Appropriations	The Ferguson Group	-	-	-	-	-	-	-	-	-	-
Planning, Engineering and Funding Management	CDM Smith	-	-	-	-	-	-	-	-	-	-
Environmental Documentation, Permitting and Monitoring	ESA	-	-	-	-	-	-	-	-	-	-
Outreach and Community Support	Data Instincts	-	-	-	-	-	-	-	-	-	-
Admin Agency Services	SCWA	-	-	-	-	-	-	-	-	-	-
Contingency	n/a	-	-	-	-	-	-	-	-	-	-
TOTAL BUDGET		\$ -	\$ -	\$ -	\$ -	\$ -	\$ -	\$ -	\$ -	\$ -	#DIV/0!

North Bay Water Reuse Authority
Monthly Project Cost Summary
 July 1, 2012 - June 30, 2013

2C. Phase 2 Scoping Study (18 - month)

Project	Consultant	Original Budget	Amendments	Revised Budget	Original Contract	Contract Amendments	Total Contract	Uncommitted	Total Expenses	Remaining	% Avail.
Planning and Engineering	CDM Smith	203,780	-	203,780	200,000	-	200,000	3,780	169,736	30,264	15.1%
SCWA Administration	SWCA	4,575	-	4,575	4,575	-	4,575	-	-	4,575	100.0%
Contingency - included in costs		-	-	-	-	-	-	-	-	-	#DIV/0!
TOTAL BUDGET		\$ 208,355	\$ -	\$ 208,355	\$ 204,575	\$ -	\$ 204,575	\$ 3,780	\$ 169,736	\$ 34,839	17.03%

2E. Joint Use

Project	Consultant	Original Budget	Amendments	Revised Budget	Original Contract	Contract Amendments	Total Contract	Uncommitted	Total Expenses	Remaining	% Avail.
Program Management	RMC/Weir	106,000	-	106,000	38,650	-	38,650	67,350	34,478	4,172	10.8%
Program Development and Federal Funding	Bryant & Associates	178,000	-	178,000	178,000	-	178,000	-	178,000	0	0.0%
Federal Authorizations and Appropriations	The Ferguson Group	60,000	-	60,000	60,000	-	60,000	-	60,000	-	0.0%
State Funding / State Outreach	Onate Group	33,000	-	33,000	25,000	-	25,000	8,000	25,000	-	0.0%
Outreach and Community Support	Data Instincts	50,000	-	50,000	50,000	-	50,000	-	48,620	1,380	2.8%
Admin Agency Services	SCWA	50,000	-	50,000	50,000	-	50,000	-	33,558	16,442	32.9%
Planning, Engineering and Funding Management (Watersmart)	CDM Smith	-	-	-	5,000	-	5,000	-	4,351	649	13.0%
Contingency - included in consultant costs		-	-	-	-	-	-	-	-	-	-
TOTAL BUDGET		\$ 477,000	\$ -	\$ 477,000	\$ 406,650	\$ -	\$ 406,650	\$ 75,350	\$ 384,007	\$ 18,471	4.54%

7. amt uncommitted in 11/12 contract extension

8. amt uncommitted is reflected in KP Public

9. 10,000 put in 13-14 budget, but agreement is for 5k/5k split

Total Budget for all Phases	880,355	\$880,355	902,065	\$902,065
Mid-Year Expirations	\$0	\$0	(29,450)	(29,450)
Total committed to FY12/13 accounting for mid-year extensions and expired balances			872,615	872,615

3. MEMBER AGENCIES FY 2012/2013

NBWRA Agencies	Total Assessments	Assessments Paid	Assessments Due	Budgeted Expenses	Expense Ratio	Interest Earned	Expenses Paid	Member Balance
Las Gallinas Valley Sanitary District	104,452.00	104,452.00	-	104,452.00	11.9%		-100,962.03	3,489.97
Napa Sanitation District	152,531.00	160,102.00	(7,571.00)	152,531.00	17.3%		-154,127.89	5,974.11
Novato Sanitary District	107,128.00	114,700.00	(7,572.00)	107,128.00	12.2%		-103,920.17	10,779.83
Sonoma Valley CSD	143,908.00	151,480.00	(7,572.00)	143,908.00	16.3%		-144,594.51	6,885.49
Sonoma County Water Agency	97,301.00	104,872.00	(7,571.00)	97,301.00	11.1%		-93,051.73	11,820.27
North Marin Water District	94,969.00	102,541.00	(7,572.00)	94,969.00	10.8%		-93,635.63	8,905.37
County of Napa	67,536.00	75,107.00	(7,571.00)	67,536.00	7.7%		-68,182.11	6,924.89
City of Petaluma	56,265.00	-	56,265.00	56,265.00	6.4%		-47,901.25	-47,901.25
Marin Municipal Water District	56,265.00	56,265.00	-	56,265.00	6.4%		-47,901.25	8,363.75
Total	880,355.00	869,519.00	10,836.00	880,355.00	100.0%	\$0.00	(854,276.57)	15,242.43

* Includes expenses from extended contracts

Interest Earned
\$ 5,700.98 **\$20,943**

2012/13 Budget Allocations

PHASE 1										
As of January 2013	Total Budget	Las Gallinas Sanitary District	Napa Sanitation District	Novato Sanitary District	Sonoma Valley County Sanitation District	Sonoma County Water Agency	Napa County	North Marin Water District		
% Share of Benefit (2nd Amended MOU)		7.239%	31.894%	8.611%	27.473%	3.571%	3.571%	17.640%	100.00%	
	195,000									
1. CALCULATION OF ASSESSMENTS										
25% Shared Equally	\$ 48,750	\$ 6,964	\$ 6,964	\$ 6,964	\$ 6,964	\$ 6,964	\$ 6,964	\$ 6,964		
75% Benefit Based on 2nd Amended MOL	\$ 146,250	\$ 7,152	\$ 55,229	\$ 9,827	\$ 46,608			\$ 27,434		
TOTAL BUDGET	\$ 195,000	\$ 14,116	\$ 62,193	\$ 16,791	\$ 53,572	\$ 6,963	\$ 6,963	\$ 34,398		
2. BUDGETED EXPENSE ITEM										
Program Management - RMC /Weir	\$ -	\$ -	\$ -	\$ -	\$ -	\$ -	\$ -	\$ -		
Program Management - CDM Smith	\$ 75,000	\$ 5,429	\$ 23,921	\$ 6,458	\$ 20,605	\$ 2,678	\$ 2,678	\$ 13,230		
Environmental Documentation, Permitting and Monitoring - ES	\$ 20,000	\$ 1,448	\$ 6,379	\$ 1,722	\$ 5,495	\$ 714	\$ 714	\$ 3,528		
SCWA Administration	\$ 100,000	\$ 7,239	\$ 31,894	\$ 8,611	\$ 27,473	\$ 3,571	\$ 3,571	\$ 17,640		
Contingency - included in consultant costs	\$ -	\$ -	\$ -	\$ -	\$ -	\$ -	\$ -	\$ -		
TOTAL CONSULTANT BUDGET	\$ 195,000	\$ 14,116	\$ 62,193	\$ 16,791	\$ 53,572	\$ 6,963	\$ 6,963	\$ 34,398		

PHASE 2 - Support, Scoping Studies and Workshops											
As of January 2013	Total Budget	Las Gallinas Sanitary District	Napa Sanitation District	Novato Sanitary District	Sonoma Valley County Sanitation District	Sonoma County Water Agency	Napa County	North Marin Water District	City of Petaluma	Marin Municipal Water District	
% Share of Benefit (3rd Amended MOU)		14.286%	14.286%	14.286%	14.286%	14.286%	0.000%	0.000%	14.286%	14.286%	
	\$ 208,355										
1. CALCULATION OF ASSESSMENTS											
Shared Equally amongst 7 Member Agencies	\$ 208,355	\$ 29,765	\$ 29,765	\$ 29,765	\$ 29,765	\$ 29,765	\$ -	\$ -	\$ 29,765	\$ 29,765	
TOTAL BUDGET	\$ 208,355	\$ 29,765	\$ 29,765	\$ 29,765	\$ 29,765	\$ 29,765	\$ -	\$ -	\$ 29,765	\$ 29,765	
2. BUDGETED EXPENSE ITEM											
Planning and Engineering - CDM Smith	\$ 203,780	\$ 29,111.43	\$ 29,111.43	\$ 29,111.43	\$ 29,111.43	\$ 29,111.43	\$ -	\$ -	\$ 29,111.43	\$ 29,111.43	
SCWA Administration	\$ 4,575	\$ 653.57	\$ 653.57	\$ 653.57	\$ 653.57	\$ 653.57	\$ -	\$ -	\$ 653.57	\$ 653.57	
Contingency	\$ -	\$ -	\$ -	\$ -	\$ -	\$ -	\$ -	\$ -	\$ -	\$ -	
TOTAL CONSULTANT BUDGET	\$ 208,355	\$ 29,765	\$ 29,765	\$ 29,765	\$ 29,765	\$ 29,765	\$ -	\$ -	\$ 29,765	\$ 29,765	

Joint Use											
As of January 2013	Total Budget	Las Gallinas Sanitary District	Napa Sanitation District	Novato Sanitary District	Sonoma Valley County Sanitation District	Sonoma County Water Agency	Napa County	North Marin Water District	City of Petaluma	Marin Municipal Water District	
% Share of Benefit (3rd Amended MOU)	\$ 477,000	12.698%	12.698%	12.698%	12.698%	12.698%	12.698%	12.698%	5.556%	5.556%	
1. CALCULATION OF ASSESSMENTS											
Shared Equally amongst 7 Agencies	\$ 477,000	\$ 60,571.00	\$ 60,571.00	\$ 60,571.00	\$ 60,571.00	\$ 60,571.00	\$ 60,571.00	\$ 60,571.00	\$ 26,500.00	\$ 26,500.00	
TOTAL BUDGET	\$ 477,000	\$ 60,571	\$ 60,571	\$ 60,571	\$ 60,571	\$ 60,571	\$ 60,571	\$ 60,571	\$ 26,500	\$ 26,500	
2. BUDGETED EXPENSE ITEM											
Program Management - RMC / Weir	\$ 106,000	\$ 13,460.00	\$ 13,460.00	\$ 13,460.00	\$ 13,460.00	\$ 13,460.00	\$ 13,460.00	\$ 13,460.00	\$ 5,889.00	\$ 5,889.00	
Program Development and Federal Funding - Bryant & Associ	\$ 178,000	\$ 22,603.00	\$ 22,603.00	\$ 22,603.00	\$ 22,603.00	\$ 22,603.00	\$ 22,603.00	\$ 22,603.00	\$ 9,889.00	\$ 9,889.00	
Federal Authorizations and Appropriations - The Ferguson Grc	\$ 60,000	\$ 7,619.00	\$ 7,619.00	\$ 7,619.00	\$ 7,619.00	\$ 7,619.00	\$ 7,619.00	\$ 7,619.00	\$ 3,333.00	\$ 3,333.00	
State Funding / State Outreach - The Oñate Group	\$ 33,000	\$ 4,190.00	\$ 4,190.00	\$ 4,190.00	\$ 4,190.00	\$ 4,190.00	\$ 4,190.00	\$ 4,190.00	\$ 1,833.00	\$ 1,833.00	
Outreach and Community Support - Data Instincts	\$ 50,000	\$ 6,349.00	\$ 6,349.00	\$ 6,349.00	\$ 6,349.00	\$ 6,349.00	\$ 6,349.00	\$ 6,349.00	\$ 2,778.00	\$ 2,778.00	
SCWA Administration	\$ 50,000	\$ 6,349.00	\$ 6,349.00	\$ 6,349.00	\$ 6,349.00	\$ 6,349.00	\$ 6,349.00	\$ 6,349.00	\$ 2,778.00	\$ 2,778.00	
Contingency - included in consultant costs	\$ -	\$ -	\$ -	\$ -	\$ -	\$ -	\$ -	\$ -	\$ -	\$ -	
TOTAL CONSULTANT BUDGET	\$ 477,000	\$ 60,570	\$ 60,570	\$ 60,570	\$ 60,570	\$ 60,570	\$ 60,570	\$ 60,570	\$ 26,500	\$ 26,500	

Totals - As Budgeted											
	Total Budget	Las Gallinas Sanitary District	Napa Sanitation District	Novato Sanitary District	Sonoma Valley County Sanitation District	Sonoma County Water Agency	Napa County	North Marin Water District	City of Petaluma	Marin Municipal Water District	
Total Phase 1 FY12/13	\$ 195,000	\$ 14,116	\$ 62,193	\$ 16,791	\$ 53,572	\$ 6,963	\$ 6,963	\$ 34,398	\$ -	\$ -	
Total Phase 2 FY12/13	\$ 208,355	\$ 29,765	\$ 29,765	\$ 29,765	\$ 29,765	\$ 29,765	\$ -	\$ -	\$ 29,765	\$ 29,765	
Total Joint Phase FY12/13	\$ 477,000	\$ 60,570	\$ 60,570	\$ 60,570	\$ 60,570	\$ 60,570	\$ 60,570	\$ 60,570	\$ 26,500	\$ 26,500	
Total Phase 1, 2 and Joint FY12/13	\$ 880,355	\$ 104,451	\$ 152,528	\$ 107,126	\$ 143,907	\$ 97,298	\$ 67,533	\$ 94,968	\$ 56,265	\$ 56,265	

Paid

Member	Date Paid	Amount
LGVSD	7/31/2013	\$ 108,581.00
SCWA	7/31/2013	\$ 106,199.00
SVCSD	7/31/2013	\$ 121,733.00
Napa County	8/6/2013	\$ 67,433.00
Napa San	8/7/2013	\$ 124,607.00
NMWD	8/12/2013	\$ 76,577.00
Novato	8/14/2013	\$ 109,473.00
TOTAL		\$ 714,603.00

Pending

Member	Date Paid	Amount
Petaluma		\$ 103,876.00
MMWD		\$ 103,876.00
TOTAL		\$ 207,752.00

Total Budget	\$ 922,355.00
---------------------	----------------------

NBWRA FY2013/14 Consultant Cost Tracking

August 14, 2013

Phase 1 Support

Month	Weir	Bryant	TFG	CDM Smith	ESA	Oñate	Data Insts.	SCWA	Total
July-13	-	-	-	-	-	-	-	-	-
August-13	-	-	-	-	-	-	-	-	-
September-13	-	-	-	-	-	-	-	-	-
October-13	-	-	-	-	-	-	-	-	-
November-13	-	-	-	-	-	-	-	-	-
December-13	-	-	-	-	-	-	-	-	-
January-14	-	-	-	-	-	-	-	-	-
February-14	-	-	-	-	-	-	-	-	-
March-14	-	-	-	-	-	-	-	-	-
April-14	-	-	-	-	-	-	-	-	-
May-14	-	-	-	-	-	-	-	-	-
June-14	-	-	-	-	-	-	-	-	-
Total	-	-	-	-	-	-	-	-	-
FY13/14 Budget	-	-	-	50,000.00	10,000.00	-	-	-	60,000.00
Amt Remaining	-	-	-	50,000.00	10,000.00	-	-	-	60,000.00
% Remaining	#N/A	#N/A	#N/A	100.00%	100.00%	#N/A	#N/A	#N/A	100.00%

Note: There is a contingency of \$5,000 for Phase 1 support that is currently unallocated.

Phase 2 Support, 18-Month Scoping Study and Workshops

Month	Weir	Bryant	TFG	CDM / B&C	ESA	Oñate	Data Insts.	SCWA	Total
July-13	-	-	-	10,166.83	-	-	-	-	10,166.83
August-13	-	-	-	-	-	-	-	-	-
September-13	-	-	-	-	-	-	-	-	-
October-13	-	-	-	-	-	-	-	-	-
November-13	-	-	-	-	-	-	-	-	-
December-13	-	-	-	-	-	-	-	-	-
January-14	-	-	-	-	-	-	-	-	-
February-14	-	-	-	-	-	-	-	-	-
March-14	-	-	-	-	-	-	-	-	-
April-14	-	-	-	-	-	-	-	-	-
May-14	-	-	-	-	-	-	-	-	-
June-14	-	-	-	-	-	-	-	-	-
Total	-	-	-	179,903.03	-	-	-	-	179,903.03
FY12/13 & FY13/14	-	42,360.00	18,000.00	365,200.00	-	-	-	40,000.00	465,560.00
Amt Remaining	-	42,360.00	18,000.00	185,296.97	-	-	-	40,000.00	285,656.97
% Remaining	#N/A	100.00%	#N/A	50.74%	#N/A	#N/A	#N/A	100.00%	#N/A

Note: Totals include expenses from FY2012/13 since the Scoping Study covers two fiscal years.

Note: There is a contingency of \$5,000 for Phase 2 support that is currently unallocated.

Joint Use

Month	Weir	Bryant	TFG	CDM Smith	ESA	Oñate	Data Insts.	SCWA	Total
July-13	7,118.13	14,833.33	5,000.00	-	-	2,500.00	4,169.11	-	33,620.57
August-13	-	-	-	-	-	-	-	-	-
September-13	-	-	-	-	-	-	-	-	-
October-13	-	-	-	-	-	-	-	-	-
November-13	-	-	-	-	-	-	-	-	-
December-13	-	-	-	-	-	-	-	-	-
January-14	-	-	-	-	-	-	-	-	-
February-14	-	-	-	-	-	-	-	-	-
March-14	-	-	-	-	-	-	-	-	-
April-14	-	-	-	-	-	-	-	-	-
May-14	-	-	-	-	-	-	-	-	-
June-14	-	-	-	-	-	-	-	-	-
Total	7,118.13	14,833.33	5,000.00	-	-	2,500.00	4,169.11	-	33,620.57
FY13/14 Budget	78,000.00	178,000.00	65,000.00	10,000.00	-	30,000.00	50,000.00	150,000.00	561,000.00
Amt Remaining	70,881.87	163,166.67	60,000.00	10,000.00	-	27,500.00	45,830.89	150,000.00	527,379.43
% Remaining	90.87%	91.67%	92.31%	#N/A	#N/A	91.67%	91.66%	100.00%	94.01%

Note: There is a contingency of \$25,000 for Joint Use that is currently unallocated.

Phase 1, 2, and Joint Use Total

Month	Weir	Bryant	TFG	CDM / B&C	ESA	Oñate	Data Insts.	SCWA	Total
July-13	7,118.13	14,833.33	5,000.00	10,166.83	-	2,500.00	4,169.11	-	43,787.40
August-13	-	-	-	-	-	-	-	-	-
September-13	-	-	-	-	-	-	-	-	-
October-13	-	-	-	-	-	-	-	-	-
November-13	-	-	-	-	-	-	-	-	-
December-13	-	-	-	-	-	-	-	-	-
January-14	-	-	-	-	-	-	-	-	-
February-14	-	-	-	-	-	-	-	-	-
March-14	-	-	-	-	-	-	-	-	-
April-14	-	-	-	-	-	-	-	-	-
May-14	-	-	-	-	-	-	-	-	-
June-14	-	-	-	-	-	-	-	-	-
Total	7,118.13	14,833.33	5,000.00	10,166.83	-	2,500.00	4,169.11	-	43,787.40
FY13/14 Budget	78,000	220,360	83,000	425,200	10,000	30,000	50,000	190,000	1,086,560
Amt Remaining	70,882	205,527	78,000	415,033	10,000	27,500	45,831	190,000	1,042,773
% Remaining	90.87%	93.27%	93.98%	97.61%	100.00%	91.67%	91.66%	100.00%	95.97%

Notes:

1. Values for the most current month may be estimates.
2. Phase 2 Scoping Study and Workshop costs approved by Board on November 19, 2012.
3. Phase 2 Scoping Study and Workshops are for 18-month period, January 1, 2013 - June 30, 2014.
4. FY2013/14 Budget approved by Board on March 25, 2013.

Page 1

Agenda Explanation
 North Bay Water Reuse Authority
 Board of Directors
 August 19, 2013

ITEM NO. 8 THIRD REVISED MEMORANDUM OF UNDERSTANDING APPROVAL PROCESS – STATUS REPORT

Action Requested: None at this time.

The Board approved the Third Revised Memorandum of Understanding (MOU) on March 25, 2013, which authorized approval by the member agencies. Following is a table indicating the approval dates by each agency:

North Marin Water District	April 17, 2013
Napa Sanitation District	April 19, 2013
Napa County	April 23, 2013
Las Gallinas Valley Sanitary District	May 2, 2013
Marin Municipal Water District	May 8, 2013
Novato Sanitary District	May 13, 2013
City of Petaluma	July 15, 2013
Sonoma County Water Agency	July 30, 2013
Sonoma Valley County Sanitation District	July 30, 2013

Section 25 of the MOU states that the effective date is when two-thirds of the Member Agencies have authorized its execution. Thus the MOU became effective when the sixth agency, Novato Sanitary District, approved the MOU on May 13, 2013. All signed copies have been received by Sonoma County Water Agency and two original fully executed copies have been sent to the member agencies. The MOU approval process is now complete.

Recommendation

None at this time.

Page 1

Agenda Explanation
 North Bay Water Reuse Authority
 Board of Directors
 August 19, 2013

ITEM NO. 9 CONSIDERATION OF ADDING MARIN COUNTY AS AN ASSOCIATE MEMBER

Action Requested: Approve adding Marin County as an Associate Member.

Please refer to the attached letter dated June 25, 2013 from Marin County Supervisor Judy Arnold requesting Associate Membership for Marin County. The Third Amended Memorandum of Understanding (MOU) includes the following language for Associate Members in the Section 1, Definitions:

“Associate Member” shall mean a local and/or regional public agency as described in Section 1(e) or other organizations interested in the Purpose and Objectives of NBWRA. Associate Members may not sponsor current projects in Phase 1 or Phase 2 but may partner with Member Agencies. Associate Members are entitled to appoint one non-voting representative to the Board of Directors and to the Technical Advisory Committee.

Section 1(e) refers to *“local and/or regional public agencies regulated under the Clean Water Act, 33 U.S.C. § 1251 et seq., the federal Safe Drinking Water Act, 42 U.S.C. § 300f et seq., and/or the state Safe Drinking Water Act, Health & Safety Code § 116275 et seq.,...”*


Under the MOU, Marin County is qualified to become an Associate Member of NBWRA. Section 7 Board of Directors, paragraph (e) of the MOU provides for the following: *“Adding Associate Members. Representatives of Associate Members may be added to the Board of Directors without modifying this MOU by a majority vote of the Board of Directors.”*

Section 14 Sharing of Costs and Resources, paragraph (a) of the MOU provides for the following: *“The Board of Directors may assess annual dues of \$5,000 for membership in the NBWRA for Associate Members. Dues shall be used to offset Joint Use Costs for the Member Agencies.”*

Adding Marin County as an Associate Member to NBWRA should be beneficial to all member agencies particularly in terms of state and federal advocacy. Therefore it is recommended that the Board approve adding Marin County as an Associate Member.

Recommendation

It is recommended that the Board approve adding Marin County as an Associate Member to NBWRA. The Board may also authorize Sonoma County Water Agency to issue an invoice to Marin County for \$5,000 for FY2013/14 as dues per the MOU.



BOARD OF SUPERVISORS

JUDY ARNOLD

Fifth District

Marin County Civic Center
3501 Civic Center Drive
Suite 329
San Rafael, CA 94903
415 473 7331 T
415 473 2990 F
415 473 6172 TTY
JArnold@marincounty.org
www.marincounty.org/bos

June 25, 2013

Chair David Rabbitt
North Bay Water Reuse Authority
c/o Novato Sanitary District
500 Davidson Street
Novato, CA 94945

RE: Marin County Request for Associate Membership

Dear Chair Rabbitt,

David

The County of Marin has long been a supporter of recycled water programs and the North Bay Water Reuse Authority (NBWRA). We understand that the NBWRA's recently approved Memorandum of Understanding (MOU) provides for Associate Membership with annual dues of \$5,000.

The County of Marin requests that the NBWRA consider approving Marin County becoming an Associate Member at its next Board meeting on August 19, 2013.

Thank you for consideration of our request. Should you have any questions, please feel free to contact me at (415) 473-7331.

Sincerely,

Judy Arnold
President, Marin County Board of Supervisors

Page 1

Agenda Explanation
North Bay Water Reuse Authority
Board of Directors
August 19, 2013

ITEM NO. 10 CONSIDERATION OF AN ALTERNATE REGULAR MEETING DATE

Action Requested: Consider an alternate regular meeting date for NBWRA Board meetings.

The NBWRA Board and the Coordination Committee prior to the approval of the Second Amended Memorandum of Understanding has been meeting on the third Monday of the month for many years. Please refer to the attached memo from Marin County Supervisor Judy Arnold noting a conflict with the Marin Transit District. Supervisor Arnold has requested that the regular meeting date be changed so she can attend NBWRA Board meetings.

No attempt to change the date has yet been made. At the Board's direction the Program Manager can begin the process of finding an acceptable alternate date for everyone.

Recommendation

It is recommended that the Board consider authorizing the Program Manager to begin the process of finding an acceptable alternate date for Board meetings.

Chuck Weir

Subject: FW: NBWRA

On Jun 20, 2013, at 5:14 PM, "Arnold, Judy" <JArnold@marincounty.org> wrote:

Hello All,

Marin County is happy to become an Associate Member of the NBWRA.

As I explained to Beverly and Bill, the Board meetings conflict with the Marin Transit District meetings. I am hopeful that the schedule can be changed so I can attend. Please call my aide, Tanya Albert who can work with you on my availability.

Please send the invoice to me and I will take it to DPW for payment.

If you have any questions, please call me, at the number below or my cell: 415-505-2568

Looking forward to a productive time together.

**JUDY ARNOLD
COUNTY SUPERVISOR
DISTRICT 5
415-473-7331**

Follow me on [Facebook](#)

Email Disclaimer: <http://www.marincounty.org/main/email-disclaimer>

Page 1

Agenda Explanation
 North Bay Water Reuse Authority
 Board of Directors
 August 19, 2013

ITEM NO. 11 REQUEST FOR STATEMENT OF QUALIFICATIONS / REQUEST FOR PROPOSALS PROCESS – STATUS REPORT

Action Requested: None at this time.

At the March 25, 2013 meeting the Board approved a process and schedule for developing two master agreements for Engineering, Environmental, and Outreach; and Legislative Development Services. In April Requests for Qualifications (RFQ) were sent to a broad range of consultants in the Bay Area. Statements of Qualifications (SOQs) were due by May 1, 2013. SOQs were received from the following firms/teams:

Engineering, Environmental, and Outreach Services

- Brown & Caldwell (teamed with Kennedy Jenks, Subs include: ESA, Bryant & Associates, Data Instincts, and Stratus Consulting)
- elMobile (only submitted on Outreach)
- Panorama Environmental (Subs include: Water Resources Engineering, Balance Hydrologics, Garcia and Associates, Kearns and West) others also listed
- RMC (teamed with CDM Smith, Subs include: ESA and Data Instincts)
- URS (Subs include: Data Instincts, Endpoint Environmental, GAIA Consulting, SRT Consulting, and Tamura Environmental)

Legislative Development Services

- BlueWater Strategies (Conservation Strategy Group as a sub)
- Brownstein Hyatt Farber Schreck (local subcontractors may be suggested)
- Bryant & Associates (The Ferguson Group and The Oñate Group as subs)

The Finance Committee reviewed the SOQs to determine if they met the minimum qualifications. Those that met the minimum qualifications were sent to the Technical Advisory Committee (TAC) for detailed evaluation. The SOQ from elMobile was not sent to the TAC as it was only for Outreach services and not responsive to the RFQ.

The May 20, 2013, TAC minutes include the following:

Chair James asked that the consultants leave the room so the TAC could discuss the results of the SOQ reviews. Following discussion, the TAC took the following actions: 1) Approved a shortlist of one firm, Bryant & Associates for the Legislative Development Services. 2) Approved a short list of two firms, Brown & Caldwell and RMC for Engineering, Environmental, and Outreach Services. 3) Sonoma County Water Agency will notify all of the firms as to the results and notify the three firms on short lists that they will be asked to submit a proposal. 4) Sonoma County Water Agency will draft the Requests for Proposals using bullet points such that the consultants are required to develop full scopes and costs.

Page 2

Agenda Explanation
 North Bay Water Reuse Authority
 Board of Directors
 August 19, 2013

Sonoma County Water Agency (SCWA) sent notifications to all parties in late May 2013. Since the shortlist for Legislative Development Services included only one firm, a formal Request for Proposal (RFP) process was not required.

In June SCWA drafted an RFP for Engineering, Environmental, and Outreach Services, and sent it to the TAC for review and comments. The RFP was finalized on July 1, 2013. The two short-listed firms, RMC and B&C, for Engineering, Environmental, and Outreach Services were sent the RFP on July 2, 2014. The proposals were due on July 22, 2013. As soon as they were received they were sent to the TAC for review and evaluation. A draft Evaluation Form was sent to the TAC for review on July 8, 2013. A revised form based on comments received was sent to the TAC on July 12, 2013. The TAC finalized the form and its use at its meeting of July 15, 2013. The TAC also developed a schedule for the Special TAC meeting of July 29, 2013 for the consultant presentations. Letters were sent to the two firms detailing when their presentation would begin and how long they would be allowed for the presentation and questions from the TAC.

The TAC met in a special meeting on July 29, 2013 at SCWA for the presentations. The minutes from the meeting document the following:

Presentation by Brown and Caldwell (B&C)

The Brown and Caldwell team introduced themselves:

Jim Graydon, B&C, Principal-in-Charge
 Mike Savage, B&C, Project Manager
 Craig Lichty, Kennedy/Jenks, Advisor
 Jenny Gain, B&C, Deputy Project Manager
 Paul Selsky, B&C, Planning/Engineering Team Leader
 Jim O'Toole, ESA, Environmental Team Leader
 Ginger Bryant, Bryant & Associates, Alternatives Development Team Leader
 Mark Millan, Data Instincts, Public Involvement Team Leader

Members of the B&C team made a presentation on their approach to providing Engineering, Environmental, and Outreach Services. Following the presentation, members of the TAC asked questions.

Presentation by RMC in association with CDM Smith

The RMC team introduced themselves:

Randy Raines, RMC, Principal-in-Charge
 Dave Richardson, RMC, Project Manager
 Andria Loutsch, CDM Smith, Deputy Project Manager

Page 3

Agenda Explanation
 North Bay Water Reuse Authority
 Board of Directors
 August 19, 2013

William Brick, CDM Smith, Engineering Task Lead
 Roxanne Stachon, RMC, Policy/Public Support Task Lead
 Leslie Dumas, RMC, Funding
 Robin Cort, RMC, Environmental Support

Members of the RMC team made a presentation on their approach to providing Engineering, Environmental, and Outreach Services. Following the presentation, members of the TAC asked questions.

Selection of Recommended Consulting Firm

Following the presentations and questions and answers from each team, the TAC discussed the proposals and presentations with the intent of selecting one firm to recommend to the Board at the August 19, 2013 meeting. As an action item, the TAC unanimously approved recommending the firm Brown and Caldwell to the Board at the August 19, 2013 meeting. At the Board meeting, the Board will be asked to approve the recommendation and authorize Sonoma County Water Agency to negotiate an agreement, including scope and costs, for Engineering, Environmental, and Outreach Services with Brown and Caldwell. Actual execution of the agreement is subject to availability of federal funding and approval by the Board of the FY2014/15 Budget.

Following is an updated schedule for the Board's information:

February 15, 2013	Draft SOQs to TAC for review <input checked="" type="checkbox"/>
March 25	Board approves SOQ/RFP Process <input checked="" type="checkbox"/>
March 29	Complete list of consultants to receive SOQs <input checked="" type="checkbox"/>
April 10	Issue RFQs to selected consultants <input checked="" type="checkbox"/>
April 24	Kevin Booker and Program Manager develop rating sheet for TAC use <input checked="" type="checkbox"/>
May 1	Deadline for consultants to submit Statements of Qualifications (SOQs) <input checked="" type="checkbox"/>
May 3	Finance Committee (FC) review SOQs to determine if they meet the minimum qualifications and report to the TAC <input checked="" type="checkbox"/>
May 15	TAC completes SOQ review and submits rating sheets to Kevin Booker and Program Manager <input checked="" type="checkbox"/>
May 20	Board receives update on SOQ process <input checked="" type="checkbox"/>
May 20	TAC creates two shortlists <input checked="" type="checkbox"/>
May 31	Notify the successful Legislative Development Services firm they will be asked to submit a formal scope of work and estimated cost; Notify the two short listed Engineering/Environmental/Outreach firms that they will be asked to submit formal proposals Note that this step and all following steps may be delayed pending decisions on federal funding availability. <input checked="" type="checkbox"/>
June 19	Draft RFP submitted to TAC for review with comments due June 24 <input checked="" type="checkbox"/>

Page 4

Agenda Explanation
 North Bay Water Reuse Authority
 Board of Directors
 August 19, 2013

July 2	RFPs sent to consultants <input checked="" type="checkbox"/>
July 15	TAC completes review and use of proposal evaluation form; TAC develops schedule for July 29 Special TAC Meeting for consultant presentations and questions <input checked="" type="checkbox"/>
July 22	Proposals due from short listed Eng/Env/Outreach firms
July 29	Go/No Go Point. TAC completes review of RFPs and interviews selected firms; selects one firm to recommend to Board on August 19 <input checked="" type="checkbox"/>
August 19	Board approves selection of consultants for Engineering, Environmental, and Outreach; and Legislative Development Services (two primes with subs – two agreements total)
November 1	Prepare and negotiate scopes such that SCWA completes agreement approval process and issues Notices to Proceed to both consultants; December Grant applications for Phase 1 WaterSMART and Phase 2; Feasibility Study cost sharing completed and submitted to USBR
March 17, 2014	Go/No Go Point. Board presentation of Scoping Studies recommendations triggers preparation of budget to conduct Phase 2 Feasibility Study and Program/Legislative Development services. Notice of award of feasibility study.
April/May	Scopes and budgets negotiated for Phase 2 Feasibility Study both with and without federal grant
May 19	Go/No Go Point. Board approved proceeding with Phase 2 and preparation of Feasibility Study agreements.

The schedule includes **Go/No Go** Decision Points for the Board. The above schedule also indicates the steps that have been completed. It is acknowledged that the proposed schedule is subject to modification after the selection of the short list through the SOQ process. However, it is prudent to be prepared for whatever federal funding for the Phase 2 Feasibility Study becomes available.

Recommendation

None at this time. Agenda Item Nos. 12 and 13 are related to this item and require action by the Board.

Page 1

Agenda Explanation
North Bay Water Reuse Authority
Board of Directors
August 19, 2013

ITEM NO. 12 APPROVE THE RECOMMENDATION FROM THE TECHNICAL ADVISORY COMMITTEE AND AUTHORIZE SONOMA COUNTY WATER AGENCY TO NEGOTIATE AN AGREEMENT, INCLUDING SCOPE AND COSTS, FOR ENGINEERING, ENVIRONMENTAL, AND OUTREACH SERVICES WITH BROWN AND CALDWELL

Action Requested: Approve the recommendation from the TAC and authorize Sonoma County Water Agency to negotiate an agreement, including scope and costs, for Engineering, Environmental, and Outreach Services with Brown and Caldwell. Actual execution of the agreement is subject to availability of federal funding and approval by the Board of the FY2014/15 Budget.

The detail regarding the process used by the TAC is included in Agenda Item No. 11. The TAC used a detailed competitive process to develop this recommendation.

Recommendation

Approve the recommendation from the TAC and authorize Sonoma County Water Agency to negotiate an agreement, including scope and costs, for Engineering, Environmental, and Outreach Services with Brown and Caldwell. Actual execution of the agreement is subject to availability of federal funding and approval by the Board of the FY2014/15 Budget.

Page 1

Agenda Explanation
North Bay Water Reuse Authority
Board of Directors
August 19, 2013

ITEM NO. 13 APPROVE THE RECOMMENDATION FROM THE TECHNICAL ADVISORY COMMITTEE AND AUTHORIZE SONOMA COUNTY WATER AGENCY TO NEGOTIATE AN AGREEMENT, INCLUDING SCOPE AND COSTS, FOR LEGISLATIVE DEVELOPMENT SERVICES WITH BRYANT & ASSOCIATES

Action Requested: Approve the recommendation from the TAC and authorize Sonoma County Water Agency to negotiate an agreement, including scope and costs, for Legislative Development Services with Bryant & Associates. Actual execution of the agreement is subject to availability of federal funding and approval by the Board of the FY2014/15 Budget.

The detail regarding the process used by the TAC is included in Agenda Item No. 11. The TAC used a detailed competitive process to develop this recommendation.

Recommendation

Approve the recommendation from the TAC and authorize Sonoma County Water Agency to negotiate an agreement, including scope and costs, for Legislative Development Services with Bryant & Associates. Actual execution of the agreement is subject to availability of federal funding and approval by the Board of the FY2014/15 Budget.

North Bay Water Reuse Program - Phase 1 Project Schedules

August 2013

Item No. 14

Project	Phase	Schedule	Federal Funding Sources
<i>Novato South (Hamilton Field)</i>			
LGVSD / WWTP Improvements		complete	ARRA & 2011 WaterSMART
NMWD / Phase 1a of Pipelines & Storage		complete	ARRA & 2011 WaterSMART
NMWD / Phase 1b of Pipelines & Storage		complete	ARRA & 2011 WaterSMART
NMWD / Phase 2 of Pipelines & Storage		complete	2011 WaterSMART
<i>Novato North</i>			
Novato SD / WWTP Improvements		complete	ARRA
NMWD / Segments 1-3 & Storage Rehabilitation			
<i>Novato Central</i> NMWD & Novato SD	Design Bid Award Construction	Aug 2016 - Sep 2017 Oct 2017 - Nov 2017 Dec 2017 Jan 2018 - Oct 2019	Title XVI
<i>Sonoma Valley Recycled Water Project - SVCSD</i>			
Reservoir R5		complete	ARRA
Recycled Water Line		complete	ARRA
Pump Station @ WWTP	Design Bid Award Construction	complete TBD TBD TBD	ARRA Title XVI
McGill Recycled Water Project	Design Bid Award Construction	Jun 2012 - Jul 2013 Aug 2013 - Sep 2013 Oct 2013 Nov 2013 - Mar 2014	2013 WaterSMART
<i>Napa-Sonoma Salt Marsh - SVCSD</i>	Design Bid Award Construction	complete complete complete Apr 2013 - Dec 2013	ARRA 2012 WaterSMART
<i>MST Project Area</i>			
Napa SD & Napa County - Recycled Water Pipeline	Design Bid Award Construction	Dec 2010 - Oct 2013 Nov 2013 - Dec 2013 Jan 2014 Apr 2014 - Aug 2015	ARRA (partial) 2013 WaterSMART
Napa SD - Napa State Hospital Recycled Water Pipeline	Design Bid - Construction	complete	none ARRA
Napa SD - Imola Extension		complete	ARRA
Napa SD - Treatment Capacity Increase Project (Phase 1)	Design Bid Award Construction	complete Mar 2013 - May 2013 Jun 2013 Jul 2013 - Jun 2015	2012 & 2013 WaterSMART

NBWRP Federal Program Development Update

August 19, 2013



Phase 1 Program Funding

North Bay Water Reuse Program Phase 1 Federal Funding Status and Summary - June 2013

Member Agency	Phase 1 Authorized for \$25M in Federal Funding - Allocated to Members per 2010 MOU	Total Federal Funding 2010-2013 (Title XVI ARRA & WaterSMART)*	% of MOU Allocation	Remaining Funding under Phase 1 Authorization	2014 Title XVI WaterSMART Grant**	2015 Title XVI WaterSMART Grant **	2016 Title XVI WaterSMART Grant **
LGVSD	\$1,222,475	\$1,222,475	100%				
NMWD - South, Central, North	\$4,689,500	\$3,169,500	68%	\$1,520,000			\$1,520,000
Novato SD	\$1,679,900	\$1,371,500	82%	\$308,400			\$308,400
Napa SD	\$9,441,000	\$7,262,500	77%	\$2,178,500	\$2,178,500		
SCWA - SVCSD	\$7,967,125	\$3,564,550	45%	\$4,402,575	\$1,500,000	\$2,000,000	\$902,575
Total	\$25,000,000	\$16,590,525	66%	\$8,409,475	\$3,678,500	\$2,000,000	\$2,730,975
Obligated funding with projects scheduled for completion before or by 2016*							
Estimates for Planning Purposes - 2019 Tentative Completion for Phase 1**							



Appropriations

- FY 14 WaterSMART Funding for Title XVI
 - Senate Bill has \$22M and House has \$13.4M
 - Bills too far apart to conference
 - Likely will continue to operate under a CR – using House funding level
 - Study and Implementation Grants will still proceed with awards based on final budget

Appropriations

- Both Appropriations bills contain the language to advance regional-scale reuse programs under Title XVI:

WaterSmart Program, Title XVI Water Reclamation/Reuse Projects.—The Committee believes there is an opportunity to enhance the program’s effectiveness through the advancement of regional-scale projects that include multiple jurisdictions and generate environmental as well as water supply benefits. These regional projects can require longer planning and construction timeframes than other more narrowly focused projects. Accordingly, the Committee urges the Bureau of Reclamation to allocate a portion of the funds within the overall title XVI program to advance regional-scale water reclamation and reuse projects by providing planning and construction assistance grants over multiple, successive years that can each be used over periods of up to 5 years.

Legislation

- 💧 Senate Subcommittee preparing for a Natural Resources Bill
- 💧 Discussion DRAFT contains 3 titles:
 - RIFIA Loan Program
 - Small Scale Storage Grant Program
 - Small Facility Transfer Program
- 💧 White Papers in Support Legislation
 - Senate ~ Aging Infrastructure – submitted testimony for record in July
 - Senate ~ Energy and Water Nexus – Hearing in Fall
 - House ~ Infrastructure Innovation, Doing More with Less and, Maximizing Water and Energy Efficiency – Hearing in Fall



Outreach

- 💧 Administration Official visit - Thompson Invitation to Interior Secretary Sally Jewell
- 💧 TWCA meeting in San Antonio Oct 23-25
- 💧 Western State Water Council Fall meeting in Deadwood SD Oct 2-4
- 💧 CA, AZ and CO Water Agency/User Associations
- 💧 National Water Resource Assn and Water ReUse
- 💧 Family Farm Alliance
- 💧 OR and WY - possible co-authors and current Committee members

Washington DC Trips

- 💧 Week of October 28 – Small trip with Supervisors
- 💧 Week of February 24 – NBWRA members trip
 - CASA DC conference February 24-26
 - ACWA DC conference February 25-27
 - NACo DC conference March 1-5

RECLAMATION INFRASTRUCTURE FINANCE AND INNOVATION ACT OF 2013 (RIFIA)

Title I. Direct and Guaranteed Loans and Lines of Credit

- Modeled after the successful and popular Transportation Infrastructure Finance and Innovation Act (TIFIA) program, which provides assistance to large-scale transportation projects, the Reclamation Infrastructure Finance and Innovation Act of 2013 (RIFIA) would offer two separate forms of financing for eligible water infrastructure projects:
 - The program would offer direct loans that offer flexible repayment terms to cover construction and capital costs of a project; and
 - RIFIA would provide loan guarantees to enable institutional investors, such as pension funds, to make loans to the project sponsor.
- Repayment would not begin until five years following substantial completion of a project with a 35-year repayment period.
- If the RIFIA program were in place on June 21, 2013, the interest rate would be 3.49 percent. In comparison to today's rates, even for a local government that could secure a AAA rating for its bonds, RIFIA would generate annual debt service savings of more than 8 percent over the same repayment period. The annual debt service savings, if financed over the longer RIFIA repayment period, would be considerably greater. Similarly, RIFIA would generate savings of about 16 percent in comparison to municipal bonds with a rating of AA- financed over the same repayment period and even greater savings over the longer, 35-year RIFIA repayment period. These savings yield benefits to non-federal project sponsors that compare very favorably to the assistance that water reuse projects would receive if they were authorized under the Title XVI program, which, in general, limits federal assistance to \$20 million or 25 percent of total project costs, whichever is less.
- Projects eligible for assistance include projects that reclaim and reuse municipal, industrial, domestic, and agricultural wastewater, and naturally impaired ground and surface waters, which the Secretary of the Interior, acting through the Bureau of Reclamation, is authorized to undertake; any water infrastructure project not specifically authorized by law that the Secretary determines, through the completion of an appraisal investigation and feasibility study, would contribute to a safe, adequate water supply for domestic, agricultural, environmental, or municipal and industrial use, and that is otherwise eligible for assistance under this Act; a project for enhanced energy efficiency in the operation of a water system; a project for accelerated repair and replacement of an aging water distribution facilities; a brackish or sea water desalination project; and acquisition of real property or an interest in real property for water storage, reclaimed or recycled water, or wastewater, if the acquisition is integral to an otherwise eligible project.
- Under the draft proposal, RIFIA credit assistance would be limited to 49 percent of the total project costs. Non-federal sponsors would, however, be allowed to receive federal grant funds and other federal credit assistance up to 80 percent of the total project costs. Therefore, RIFIA loan recipients

could gain access to additional federal assistance through the clean water and drinking water SRFs, and other federal grant programs, to help cover up to 80 percent of the total project costs.

- RIFIA offers an opportunity to leverage limited federal dollars. Every federal dollar appropriated would provide project sponsors with access to \$10 in low-cost, long-term financing, all largely without scoring in the annual budget process. Specifically, \$100 million appropriated for a RIFIA program would support \$1 billion or more in low-cost, long-term loans and the construction of up to \$2 billion or more in water infrastructure projects.
- In the federal budget process, an appropriation of \$100 million to a RIFIA program would likely result in only a \$4 and \$7 million charge against federal outlays, making it a cost-effective way for the federal government to provide much needed water infrastructure assistance. The “scoring” of outlays represents an estimation of the potential risk. The calculation will be carried out by the Congressional Budget Office. It is not unreasonable to assume that there will be no outlays, however. The historical default rate on bonds associated with municipal water and sewer projects is very low, almost non-existent, .04 percent. The risk of default on federal credit assistance is minimal.

Annual Debt Service Savings on \$100 Million RIFIA Loan	
30-Year AAA Municipal Bond @ 4.19 percent	\$5,917,158
30-Year RIFIA Loan @ 3.49 percent	\$5,430,323
Annual Savings	\$486,835
30-Year Savings	\$14,605,050
Debt Service Savings	8.23 percent

Title II. Integrated Water Management and Regulating Storage Grants

- The mission of the Bureau of Reclamation is “to manage, develop, and protect water and related resources in an environmentally and economically sound manner in the interest of the American public.” Consistent with this mission, the proposed legislation would allow Reclamation to participate as a technical and financial partner with state and local water management entities to develop storage and conveyance associated with integrated water management and reuse projects, one of the few new sources of water in drought-parched Western watersheds.
- Currently, Reclamation only has authority to participate in water management projects with cost-shared grants of not more than \$5 million per project. The proposal provides authority for Reclamation to participate in these projects with cost-shared grants of up to \$15 million, and funds would be available to be expended for up to five years. \$25 million annually would be authorized, on a non-reimbursable basis, for such grants.
- Such integrated water management and reuse projects can provide:
 - More efficient and beneficial use or reuse of water;
 - Increase the availability of usable water supplies for multiple uses;
 - Provide resiliency of water sources from the impacts of climate change;

- Provide new partnerships across the spectrum of water beneficiaries; and
- Generate environmental benefits along with added agricultural, urban and industrial uses.
- The provision would support sustainable water management practices and the water sustainability objectives of the Department of the Interior and other Federal agencies as reflected in Interior Secretarial Order #3297.

Contacts

Roger Gwinn, The Ferguson Group Phone (202) 261-6006 or Email rgwinn@tfgnet.com

Mark Limbaugh, The Ferguson Group Phone (202) 261-3699 or Email mlimbaugh@tfgnet.com



NORTH BAY WATER REUSE PROGRAM

Expanding Water Supplies with Regional Reuse



August 1, 2013

Assemblymember Anthony Rendon
Chair, Assembly Water, Parks and Wildlife Committee
1020 N. Street, Room 160
Sacramento, CA 95814

RE: 2014 Potential Water Bond Rewrite: Support for WaterReuse and Water Bond Coalition Principles / Comment on Assembly Principles

Dear Assemblymember Rendon:

I am writing on behalf of the North Bay Water Reuse Authority (NBWRA) to provide our perspective regarding the Legislature's potential rewrite of existing bond language prior to the voters' consideration of a water bond in November 2014.

We appreciate the public comment opportunity that the Assembly Water, Parks and Wildlife Committee has provided with respect to the water bond and the draft principles circulated by the committee.

NBWRA is a coalition of water and wastewater agencies in Napa, Sonoma, and Marin Counties that have pooled resources to maximize the use of recycled water in the North Bay. The agencies have a federally approved program known as the North Bay Water Reuse Program and are midway through constructing Phase 1 projects totaling over \$100,000,000. NBWRA is currently studying the possibility of adding additional projects through Phase 2, which is expected to equal or exceed the value and water supply reliability benefits of Phase 1. NBWRA's projects in Phase 2 will also address climate change and drought tolerance issues.

With a fair and balanced mix of federal, state and local dollars, NBWRA stands poised to substantially contribute to attainment of California's statewide water recycling goals. Moreover, as a multi-county region that only receives a small portion of its water supply from the Delta, enhancing regional self-sufficiency is our only means of ensuring sustainable supplies for urban, agricultural and environmental purposes. Therefore, ensuring fair, competitive and statewide allocation of state bond monies is a top priority for the NBWRA member agencies.

For these reasons, NBWRA strongly supports the water bond principles that have been advanced by WaterReuse. WaterReuse has adopted principles to urge the Legislature to shape a fair and balanced 2014 water bond that will support recycled water and serve statewide regional needs.

North Bay Water Reuse Authority • c/o Novato Sanitary District • 500 Davidson Street, Novato, CA 94945
707-235-8965 • NBWRA.org

Assemblymember Rendon
August 1, 2013
Page 2

In particular, we note that WateReuse's principles support maintaining focused funding for water recycling projects on a competitive basis, which is critical for recycled water projects throughout the state. We believe that this is generally consistent with the spirit of the draft principles as released by the Assembly working group in the sense of emphasizing regional self-reliance and sustainability. However, we note that retaining a focused bond chapter for recycled water and conservation purposes is not yet explicit in the Assembly's current principles and we urge the Assembly to support such a chapter.

Thank you for consideration of our support for WateReuse's principles as the Legislature considers a new bond. Please feel free to contact NBWRA's state legislative advocate, Pilar Oñate-Quintana, at (916) 230-4470 should you need our assistance or additional information.

Sincerely,

A handwritten signature in black ink, appearing to read 'DR', with a stylized, overlapping loop structure.

David Rabbitt
Chair

c: NBWRA Board Members
NBWRA Technical Advisory Committee Members

Text of tour email as originally sent to NBWRA distribution list July 29, 2013:

Hello all -

For the benefit of the entire NBWRA family, a brief update on last Wednesday's NBWRA state tour.

With respect to state representatives' participation, we were pleased to be joined by Assemblymember Yamada and her local staff person Sharon Macklin (who, by the way, has had exposure to NBWRA in her prior capacity as a staffer with previous NBWRA-area legislator Michael Allen), as well as Tracy Krumpen of Senator Wolk's staff and Stephanie Tuft of Assemblymember Levine's office.

Of note, Assemblymember Yamada mentioned her prior exposure to recycled water as a longtime member of the Assembly Water, Parks and Wildlife Committee and related recycled water tours in Orange County. Additionally of note, Assemblymember Yamada is one of the few current Assemblymembers with the historical knowledge associated with being around during the 2009 water debate – and now will serve during the discussion leading up to 2014. We were very pleased to have her join us for the duration of the tour.

Needless to say, the participation of NBWRA leaders and staff was critical to the success of the tour and – on that front – special thank yous are due to Vice Chair Long, Supervisors Caldwell and Gorin, Mayor Techel, and Las Gallinas Board Members Megan Clark and Judy Schriebman. Thank yous are also due to those who provided informative presentations at our tour stops, including Tim Healy, Mark Williams and Bev James and other NBWRA member facility staff members.

On the staff/consultant side, many thanks to the Sonoma County crew (Kevin, Marc, Nazareth, Jessica) and to Ginger Bryant for providing the history, context and overview of the program.

I will be following up with the legislators' state offices as well, with copies of the well done tour packets in hand (thanks Mark and Barry).

If anyone has questions about the state tour, please do not hesitate to contact me at 916-498-7736.

Thanks.

Pilar

Pilar Oñate Quintana

The Oñate Group 1201 K Street, Suite 800 Sacramento, CA 95814 Office: 916-498-7736
Cell/Text: 916-230-4470 FAX: 916-448-4923



Tour schedule:

9:30	Arrive at Napa Sanitation District's Treatment Facility (Tour Begins; Opening Remarks)
9:40	Tour Napa Sanitation District's Treatment Facility. Discuss Multi-purpose Storage and Phase 2 Goals
10:05	Leave for MST project area/Napa State Hospital
10:15	Drive thru the MST project area/Napa State Hospital
10:30	Leave for Napa-Sonoma Salt Marsh
10:45	Arrive at Napa-Sonoma Salt Marsh
11:15	Tour Napa-Sonoma Salt Marsh.
11:25	Leave for Sonoma Valley CSD Reclamation Ponds
11:35	Arrive and tour Sonoma Valley CSD Reclamation Ponds – discuss Multi-purpose Storage and Phase 2 Goals
12:00	Lunch – at Sonoma Valley CSD Reclamation Ponds
12:45	Leave for Novato Sanitary District Treatment Facility
1:10	Arrive at Novato SD Treatment Facility. Tour Facility and discuss Multi-purpose Storage and Phase 2 Goals
1:45	Leave for Coast Guard Housing
1:55	Arrive at Coast Guard Housing discuss and view Las Gallinas Valley SD and discuss Multi-purpose Storage and Phase 2 Goals
2:05	Leave to Tour Las Gallinas Valley Sanitary District's Treatment Facility
2:25	Arrive and Tour Las Gallinas Valley Sanitary District's Treatment Facility
2:45	Leave for Napa Sanitation District's Treatment Facility
3:30	Arrive at Napa Sanitation District's Treatment Facility – Tour concludes

SENATE COMMITTEE ON HEALTH
Senator Ed Hernandez, O.D., Chair

BILL NO: AB 145
AUTHOR: Perea and Rendon
AMENDED: June 18, 2013
HEARING DATE: June 26, 2013
CONSULTANT: Moreno

SUBJECT: State Water Resources Control Board: drinking water.

SUMMARY: Transfers, from the Department of Public Health to the State Water Resources Control Board, all of the authority, duties, powers, purposes, responsibilities, and jurisdiction for the purposes of the California Safe Drinking Water Act and the Safe Drinking Water State Revolving Fund.

Existing law:

1. Requires, under the federal Safe Drinking Water Act (SDWA), the federal Environmental Protection Agency (US EPA) to set standards for drinking water quality and oversee the states, localities, and water suppliers who implement those standards.
2. Establishes, under the California Safe Drinking Water Act (CSDWA), the Drinking Water Program within the Department of Public Health (DPH) to regulate public drinking water systems under delegated authority from the US EPA.
3. Establishes the Safe Drinking Water State Revolving Fund (SDWSR Fund) to provide grants or revolving fund loans for the design and construction of projects for public water systems that will enable suppliers to meet safe drinking water standards. Requires DPH to administer the SDWSR Fund.

This bill:

1. Transfers, from DPH to the State Water Resources Control Board (State Water Board) all of the authority, duties, powers, purposes, responsibilities, and jurisdiction for the purposes of the CSDWA and the SDWSR Fund. Requires the Division of Drinking Water Quality of the State Water Board to carry out those functions.
2. Prohibits this bill from being construed to impair the authority of a local health officer (LHO) to enforce this chapter or a county's election not to enforce this chapter, as specified.
3. Requires the California Environmental Protection Agency (CalEPA) to, in consultation with the California Health and Human Services Agency, prepare a project initiation document for the transfer of the state drinking water program.
4. Requires the project initiation document to be completed by April 1, 2014, and provided to the Legislature, as specified, with copies to be provided to the Joint Budget Committee, the Assembly Committee on Environmental Safety and Toxic Materials, the Assembly Committee on Health, the Assembly Committee on Water, Parks, and Wildlife, the Senate Committee on Environmental Quality, and the Senate Committee on Health. Requires the

project initiation document to be included in the May Revision of the 2014–15 fiscal year budget submitted to the Legislature.

5. Requires this bill to be implemented during the 2014–15 fiscal year.

FISCAL EFFECT: According to the Assembly Appropriations Committee, there are unknown administrative costs for transferring the program, likely in the hundreds of thousands of dollars, which are potentially offset by future efficiencies.

PRIOR VOTES:

Assembly Water, Parks and Wildlife:	9- 2
Assembly Environmental Safety and Toxic Materials:	5- 2
Assembly Appropriations:	16- 1
Assembly Floor:	45- 24
Senate Environmental Quality:	7- 0

COMMENTS:

1. **Author's statement.** Last year Governor Brown signed into law AB 685, establishing that every human has the right to safe, clean, affordable, and accessible water. AB 685 was a monumental step in California water governance but according to a recent report from the State Water Resources Control Board (Water Board), over 2 million Californians still do not have access to safe drinking water. California has two primary agencies that oversee water quality- the Water Board and the Department of Public Health (DPH). In order for California to provide drinking water to everyone, the state needs to consolidate its water quality programs under one roof. The challenges facing communities' drinking water needs are many times the same or related to the issues they face in groundwater protection and wastewater services. Having two Agencies responsible for water quality policy leads to miscommunication and duplicative, or even worse, contrary policies on how best to address water quality problems in California. The State's Drinking Water Program was originally placed under the Health Agency because the main concern then was to prevent contamination and treat for biologic pathogens. Today, California is primarily struggling with environmental contamination in source water where comprehensive, regional solutions need to be employed that incorporate prevention, remediation and treatment as part of one plan. DPH does not have the staff or expertise to develop and implement policy related to remediation of contamination and is not equipped to adequately implement comprehensive policy to address environmental contaminants from source to tap. At the federal level, both clean water and drinking water programs are administered by the US EPA. In California, Cal EPA has several programs that protect the health of both humans and the environment conjunctively such as the Office of Environmental Health Hazard Assessment, who sets the public health goals for drinking water that DPH then uses to create the Maximum Contaminant Level. As drinking water resources become more complex and limited, a holistic approach at looking at water will be needed for the state to produce comprehensive solutions for all Californians.
2. **CDPH non-compliance with the SDWA.** On April 19, 2013, US EPA issued a notice to DPH for non-compliance with the requirements of the SDWA, its implementing regulations, and the terms and conditions of SDWSR Fund grant agreements funded by US EPA for fiscal years 2009-11. US EPA determined that DPH has not timely and efficiently committed and expended the funds in SDWSR Fund, nor employed adequate financial resources to operate

SDWSR Fund in a sound financial manner, in violation of the terms and conditions of the grant agreements. The notice stated that California has the largest unliquidated obligation in the nation.

The letter of non-compliance from US EPA was a result of multiple communications by US EPA notifying DPH that its administration of SDWSR Fund did not meet SDWA requirements. In US EPA's annual Program Evaluation Report, conducted in April 2012, US EPA concluded that California was out of compliance in the following areas:

- a. Annual report – Missing program detail and information;
- b. Timely and Expeditious Use of Funds – Insufficient information to determine accurate fund utilization values, and untimely and insufficient expenditure of federal funds;
- c. Financial Management – Unable to verify and reconcile set aside draws; and,
- d. Binding Commitments – Inconsistent tracking and achievement of binding commitment requirement.

According to US EPA, DPH had until June 24, 2013 to submit a Corrective Action Plan (CAP). If the state fails to meet US EPA's requirements, US EPA may suspend payment to the SDWSR Fund. Additionally, US EPA can take other enforcement actions such as withholding further grant funds, wholly or partly suspending current awards, or wholly or partly terminating current awards.

3. **DPH response.** In a cover letter to DPH's CAP dated June 24, 2013, the director stated that there would be a distribution of \$84 million by the end of June 2013 to water projects and that in the following two fiscal years, there will be an additional \$600 million dispersed, putting DPH on track to meet the targets set by the US EPA. DPH's CAP identified five areas that it was committed to improve in:
 - a. Full implementation of the cash flow model developed in collaboration with the US EPA;
 - b. Funding agreements with water systems, including disbursement schedules based on project milestones;
 - c. A planned assessment of the project priority list processes;
 - d. The assignment of five regional funding coordinators and an additional attorney; and,
 - e. Programmatic changes to provide direction and accountability necessary to implement the CAP.

The CAP also highlighted DPH's projected outcomes, including executing binding commitments for 95 percent of all available SRF funds by the end of June 2013, meeting or exceeding the US EPA disbursement goals, and a reduction in the federal ULO amount of \$160 million, ahead of the target set by US EPA.

4. **Double referral.** This bill was heard in the Senate Environmental Quality Committee on June 12, 2013, and passed with a 7-0 vote.
5. **Support.** According to supporters, "We work in and for, disadvantaged communities in California, many who have lacked safe and reliable drinking water for numerous years and are regulated by the DPH. DPH's inability to help these communities has made it clear that the current administration of DWP by the DPH is a barrier to achieving safe drinking water.

SWRCB is the appropriate unit of State government to oversee all the State's activities regarding water quality, including those currently performed by DPH. SWRCB has expertise in water quality and could quickly and efficiently take on the additional responsibility. SWRCB already oversees several funding programs under Prop 84 as well as the CWSRF."

6. **Opposition.** The Rural County Representatives of California (RCRC) believes that the Drinking Water Program should remain in the Department of Public Health (CDPH) as the focus of the CDPH is public health and moving the program would be disruptive. The focus of the State Water Resources Control Board (SWRCB) is water quality and water rights, not public health. The RCRC is concerned that by moving the Drinking Water Program to the SWRCB there would be huge negative impacts to the many complex programs and initiatives currently underway at the SWRCB.

7. **Opposition Unless Amended.** The Association of California Water Agencies (ACWA) argues, "ACWA's member agencies that provide safe drinking water to millions of customers across the state are regulated by DPH and find that the State's Drinking Water Program, including the permitting and inspection functions, generally works well. We suggest that the focus needs to be on targeted solutions that truly address the drinking water problems that disadvantaged communities in unincorporated areas are facing. ACWA's member agencies are concerned that moving the entire drinking water program could negatively affect the parts of the program that work and not solve the problems that do exist." The California Municipal Utilities Association argues that the transfer would create disruptions of vital division functions; the transfer would inherently undermine human health functions; and, the transfer could distract SWRCB from existing high profile priorities."

SUPPORT AND OPPOSITION:

Support: California Rural Legal Assistance Foundation
 California Teamster Public Affairs Council
 Catholic Charities- Diocese of Stockton
 City of San Joaquin
 Clean Water Action California
 Community Water Center
 Environmental Justice Coalition for Water
 Food and Water Watch
 Leadership Counsel for Justice and Accountability
 Natural Resource Defense Council
 PAN North America
 Physicians for Social Responsibility Los Angeles
 PolicyLink
 Sierra Club California
 United Food and Commercial Workers Western States Council
 Wholly H2O

Oppose: Alameda County Water District
 Bolinas Community Public Utility District
 California Conference of Local Health Officers
 California Public Health Association-North

Castaic Lake Water Agency
 Health Officers Association of California
 Independent Special Districts of Orange County
 Lake County Special Districts
 Mariposa Public Utility District
 San Gabriel Valley Economic Partnership
 Riverside Public Utilities
 Rural County Representatives of California
 United Water Conservation District
 Weeks Drilling & Pump Co.
 2 Individuals

(Unless Amended):

American Society of Civil Engineers Region 9
 American Water Works Association; California-Nevada Section
 Association of California Water Agencies
 Bella Vista Water District
 Brown Valley Irrigation District
 California Municipal Utilities Association
 California Water Association
 Central Basin Water Association
 Channel Islands Beach Community Services District
 Citrus Heights Water District
 City of Arcadia
 City of Azusa
 City of Brentwood
 City of Corona
 City of Lakewood
 City of La Verne
 City of Millbrae
 City of Norwalk
 City of Roseville
 City of Sacramento
 City of Santa Rosa
 City of Tehachapi
 City of Thousand Oaks
 City of Turlock
 Coachella Valley Water District
 Contra Costa Water District
 Crescenta Valley Water District
 Cucamonga Valley Water District
 Desert Water Agency
 Dublin San Ramon Services District
 East Bay Municipal Utility District
 East Valley Water District
 Eastern Municipal Water District
 El Dorado County Water Agency
 El Dorado Irrigation District
 El Toro Water District

Filtronics, Inc.
Friant Water Authority
Glenn-Colusa Irrigation District
Health Officers Association of California
Hidden Valley lake Community Services District
Humboldt Bay Municipal Water District
Indio Water Authority
Inland Empire Utilities Agency
Kania Enterprise
Lake Hemet Municipal District
Las Virgenes Water District
Lincoln Avenue Water Company
Livermore, California
McKinleyville Community Services District
Metropolitan Water District of Southern California
Minner & Associates
Monte Vista Water District
Municipal Water District of Orange County
Newhall County Water District
Ollvenhaln Municipal Water District
Orchard Dale Water District
Otay Water District
Padre Dam Municipal Water District
Park Water Co.
Professional Engineers in California Government
Redwood Valley County Water District
Rowland Water District
Sacramento Suburban Water District
San Antonio Water Company
San Diego County Water Authority
San Gabriel County Water District
San Gabriel Valley Water Association
San Jose Water Company
San Juan Water District
Santa Clara Valley Water District
Southeast Water Coalition
Southwest California Legislative Council
Stockton East Water District
Three Valleys Municipal Water District
Trussell Technologies Inc
TPH Consulting
Valley Center Municipal Water District
Vista Irrigation District
Walnut Valley Water District
West Valley Water District
Western Canal Water District
Zone 7 Water Agency
5 Individuals

Chuck Weir

Subject: FW: NBWRA Monthly Report (and related documents/attachments)
Attachments: 2013-08-01_Water_Bond_Letter.pdf; 201320140AB145_Senate Health.pdf; July 29 NBWRA tour report e-mail and schedule.docx; NBWRA Monthly Report final - July 2013[2][1].docx



Calif. Assembly crafting leaner water bond package

By LAURA OLSON Associated Press

POSTED: 08/05/2013 02:47:55 PM PDT

UPDATED: 08/05/2013 05:58:48 PM PDT

SACRAMENTO, Calif.—Assembly Speaker John Perez said Monday that he expects the Legislature will approve a \$7 billion to \$8 billion water bond proposal to replace a twice-delayed \$11.1 billion bond scheduled to go before voters next year.

The Democratic leader said he sees strong legislative interest for a bond package to pay for water infrastructure projects across California.

A ballot measure to provide that funding was postponed in 2010 and 2012, amid lagging public support and concerns over the cost.

In a March poll by the Public Policy Institute of California, 51 percent of likely voters surveyed said they would vote against the \$11.1 billion bond set for the November 2014 ballot, while 42 percent expressed support. When voters were asked how they would feel about a less costly proposal, support increased to 55 percent.

A revised bond proposal for the 2014 ballot will have to be significantly smaller than the previous package, Perez said. He said he views the "sweet spot" as \$7 billion to \$8 billion.

"I think there's an absolute appetite to get this done and I think you'll see a package coming out of the Assembly that is substantive and has most of the stakeholders on board," said Perez, of Los Angeles.

Senate President Pro Tem Darrell Steinberg, D-Sacramento, and Republican legislative leaders also have previously signaled support for rewriting the bond to rearrange its priorities and lower the borrowing.

Steinberg has also said the extent of his support for a revised water bond will be tied in with resolving certain issues with the governor's plan for a massive twin-tunnel system that would carry water from the Sacramento-San Joaquin River Delta.

When the bipartisan package was approved by lawmakers in 2009, Republicans insisted on including the possibility of building new dams, while Democrats generally favored alternatives such as cleaning up contaminated groundwater and increasing conservation efforts.

Perez said the money is needed to improve access to quality water and boost storage capacity.

An Assembly working group is still crafting the revised bond package. The eight-member group, led by Assemblyman Anthony Rendon, D-Lakewood, is gathering comments on a set of goals it released last month on what needs to be included in the water bond.

While the working group hasn't finalized dollar figures for the total bond or different categories, the range that the speaker proposed "is pretty consistent" with what public opinion polls suggest is most likely to gain approval, Rendon said.

An outline of the proposal could be released in the coming weeks, he said. Proposed funding amounts could be available by late August.

Perez also said Monday that he believes a proposal to regulate an oil and gas drilling technique known as "fracking" could reach the governor's desk before the end of this year's session.

He described SB4 from Sen. Fran Pavley, D-Agoura Hills, as "very solid, strict" oversight legislation that would address concerns raised about the energy extraction process. Regulatory efforts introduced in the Assembly failed to gain enough support.

Perez was less optimistic about the odds of overhauling the state's landmark environmental law this year. Steinberg has led an effort to revamp the California Environmental Quality Act in order to curb lawsuit abuse, but a coalition of business leaders and others pushing for changes say his proposal doesn't go far enough.

"There's been a lot of discussion but not a lot of movement, and I am not optimistic that there will be any significant changes to CEQA this year," Perez said

Page 1

Agenda Explanation
 North Bay Water Reuse Authority
 Board of Directors
 August 19, 2013

Item No. 17

Resolution Agreeing to Participate in the Water Bond Coalition, Supporting the Activities of the Coalition, Endorsing Efforts of the Coalition to Develop the Fair and Equitable Distribution of State Water Bond Funds for Projects that will Benefit the Members of the North Bay Water Reuse Authority and other Entities throughout Northern and Coastal California, and Designating the Chair or the Chair's Designee as the Official Representative for The North Bay Water Reuse Authority to the Water Bond Coalition

Action Requested: Approve the attached Resolution agreeing to participate in the Water Bond Coalition.

Approval of this resolution would indicate support from the North Bay Water Reuse Authority for development of future statewide water bonds that include funding for local and regional water projects. The resolution also designates a representative of the Authority to the Water Bond Coalition and to advocate for development of future water bonds that provide funding for local and regional water-related needs.

Water Bond Coalition: In 2002 a Water Bond Coalition was created to represent local agencies with a common purpose of achieving an equitable distribution of statewide water bond dollars to projects across the state. Prior water bonds explicitly directed a majority of funds to southern California interests. Some 220 public agencies from 34 counties participated in the coalition and adopted resolutions in support of the coalition's objectives. In part due to this effort, subsequent water bonds, Proposition 50 (2002) and Proposition 84 (2006), directed substantial funding toward Integrated Regional Water Management programs and allocated substantial funds to the San Francisco Region. The bonds also provided funding for groundwater, water recycling, water quality, and conservation programs, statewide.

Water Bond of 2014: The California legislature developed a new water bond for the 2010 ballot. Concerns regarding the economy and financial restrictions the state was facing caused the bond to be delayed twice and it is now scheduled for the November 2014 General Election ballot. Known as the Safe, Clean, and Reliable Drinking Water Supply Act the bond provides \$11.1 for water-related needs statewide. Currently included in the bond are:

\$455 million	drought relief projects, wastewater improvements, safe drinking water
\$1.40 billion	integrated regional water management projects
\$2.25 billion	delta sustainability options
\$3.00 billion	water storage projects
\$1.70 billion	ecosystem and watershed protection
\$1.00 billion	groundwater protection and cleanup

\$1.25 billion water recycling and advanced treatment projects

Due to lingering concerns about the large size of the proposed bond the California legislature is expected to take action over the next few months to substantially revise the proposed water bond with the goal of making the bond smaller and eliminating programs with unproven public benefit. Various interest groups around the state are now engaging in the development of new water bond terms. SB42 sponsored by Senator Wolk is one of the possible revised versions of the bond. It was set to go to print after the preparation of this report. An update will be provided at the Board meeting. At the same time, the Assembly is engaging in a multi-step working group process to shape their initial, updated bond proposal – and Senator Fran Pavley has a bond vehicle as well.

Water Bond Coalition: Sonoma County Water Agency staff have been in discussions with members of the initial Water Bond Coalition regarding water bond policy and how best to engage in development of new water bond language in the months to come in order to make sure that projects in our region remain eligible for funding from this source. Coalition members recognize the important work to be done to restore Delta ecosystems and make improvements to the State Water Project. However, coalition members also support allocation of future water bond funds on a fair and equitable basis to local and regional entities across all of California for water related needs such as water recycling, groundwater planning, groundwater remediation, improved stormwater management, water use efficiency, replacement of failing infrastructure, fishery restoration, and completion of upgrades necessary to meet water quality standards and improve water use efficiency. The agencies who are currently members of the Water Bond Coalition and agencies scheduled to consider approving participation are listed below:

Current Members

County of Monterey
 Monterey County Water Resources Agency
 Sonoma County
 Sonoma County Water Agency
 Sonoma Valley CSD
 Russian River CSD
 South Park CSD
 Occidental CSD
 Valley of the Moon Water District
 Hidden Valley Lake Water District
 City of Santa Rosa
 Santa Rosa BPU
 Humboldt Bay Municipal Water District
 County of Santa Cruz
 North Marin Water District

Page 3

Agenda Explanation
 North Bay Water Reuse Authority
 Board of Directors
 August 19, 2013

Soquel Creek Water District
 County of Humboldt
 City of Ukiah
 City of Healdsburg
 Pajaro Valley Water Management Agency
 Santa Cruz County Resource Conservation District
 Freedom Sanitation District
 Davenport Sanitation District
 City of Rohnert Park
 Russian River Watershed Association
 City of Cloverdale
 North Bay Watershed Association
 Town of Windsor
 City of Sonoma
 County of Marin
 City of Watsonville
 Marin Municipal Water District

Agencies considering approval

Central Water District
 City of Cotati
 Castroville Water District
 County of Alameda
 Alameda County Flood Control and Water Conservation District
 County of Trinity
 County of Ventura
 Ventura County Watershed Protection District
 Ventura County Waterworks District No. 1
 Ventura County Waterworks District No. 16
 Ventura County Waterworks District No. 19
 Santa Ynez Valley Water Conservation District Improvement District No. 1
 Napa Sanitation District
 Gold Ridge Resource Conservation District

Engaging with the Water Bond Coalition may offer an opportunity to influence development of the 2014 water bond and support language that could protect local interests in this funding program. Therefore approved of the attached resolution is recommended.

Page 4

Agenda Explanation
North Bay Water Reuse Authority
Board of Directors
August 19, 2013

Recommendation

Approve the attached Resolution Agreeing to Participate in the Water Bond Coalition, Supporting the Activities of the Coalition, Endorsing Efforts of the Coalition to Develop the Fair and Equitable Distribution of State Water Bond Funds for Projects that will Benefit the Members of the North Bay Water Reuse Authority and other Entities throughout Northern and Coastal California, and Designating the Chair or the Chair's Designee as the Official Representative for The North Bay Water Reuse Authority to the Water Bond Coalition.

Resolution No. 2013-01

**RESOLUTION AGREEING TO PARTICIPATE IN THE WATER BOND COALITION,
SUPPORTING THE ACTIVITIES OF THE COALITION, ENDORSING EFFORTS OF
THE COALITION TO DEVELOP THE FAIR AND EQUITABLE DISTRIBUTION OF
STATE WATER BOND FUNDS FOR PROJECTS THAT WILL BENEFIT THE
MEMBERS OF THE NORTH BAY WATER REUSE AUTHORITY AND OTHER
ENTITIES THROUGHOUT NORTHERN AND COASTAL CALIFORNIA, AND
DESIGNATING THE CHAIR OR THE CHAIR'S DESIGNEE AS THE OFFICIAL
REPRESENTATIVE FOR THE NORTH BAY WATER REUSE AUTHORITY TO THE
WATER BOND COALITION**

WHEREAS, in the past 10 years, the California electorate has approved Propositions 50, 84 and 1E that have provided more than \$12 billion for water-related projects in California; and

WHEREAS, an additional water bond measure is now being developed and if approved by the voters, would provide additional funding for the planning and implementation of water-related programs and projects in California; and

WHEREAS, the Northern and Coastal California Water Bond Coalition was created in 2002, and included a diverse network of 220 cities, counties and special districts from 34 counties that worked to support the equitable distribution of state bond funds and secure grant funds for drinking water, wastewater, fisheries, wetlands, water recycling, non-point source and flood protection projects that benefited the members of the North Bay Water Reuse Authority; and

WHEREAS, the development of a regional coalition to organize and promote local and regional projects for funding has proven to be effective in obtaining funding from these bond measures for North Bay Water Reuse Authority Member Agencies and has enabled the development and construction of water reuse projects in Napa, Sonoma and Marin Counties; and

WHEREAS, the North Bay Water Reuse Authority has several projects remaining in Phase 1 and over \$100 million of projects to potentially be identified in Phase 2; and

WHEREAS, there is a tremendous need for improvements in California's diverse water system and cities, counties, and local and regional water supply, flood control and sanitation agencies across the state are facing significant challenges including aging infrastructure, more challenging regulatory compliance standards, changes in climate that impact public safety and water supply reliability, and environmental impacts that could increase costs or reduce water availability and ability to discharge into water bodies; and

WHEREAS, existing state water infrastructure bond funds meant to help address these challenges will soon be fully appropriated and a new commitment of significant state funding to assist local and regional water management projects is necessary to assure water future supply reliability; and

WHEREAS, the Water Bond Coalition supports new investment in regional competitive grant programs that distribute funds equitably across the state – in acknowledgement of the importance of source watersheds as well as population centers – to achieve any of the following objectives:

- Integrated, multi-agency approaches to water management
- Improved protection of wildlife, fisheries and watersheds to reduce conflicts with water management efforts
- Improved water supply and recycled water disposal reliability
- Water and wastewater systems that are diversified, resilient, and reliable in the face of natural disasters and a changing climate
- Funding for planning, implementation and sustaining projects in the following categories: integrated regional water management, water reuse and recycled water, flood protection, stormwater management, upgrades and enhancements to aging infrastructure, groundwater management, groundwater cleanup, water use efficiency, and water quality compliance

NOW, THEREFORE, BE IT RESOLVED that the North Bay Water Reuse Authority will participate in the Water Bond Coalition and support efforts by the Coalition to promote the principles above.

BE IT ALSO RESOLVED, that the North Bay Water Reuse Authority now designates the Chair or the Chair's designee to serve as the official representative for the North Bay Water Reuse Authority to the Water Bond Coalition.

BE IT ALSO RESOLVED, that the Chair or the Chair's designee are authorized to sign letters and speak on behalf of the North Bay Water Reuse Authority in support of legislation that furthers the principles identified above.

The foregoing is a full, true, and correct copy of a resolution duly and regularly adopted by the Board of the North Bay Water Reuse Authority at Novato City Hall Council Chambers, Marin County, California, at a meeting held on the 19th day of August 2013, by the following vote of the members thereof:

Ayes: Directors

Noes:

Absent:

Abstain:

David Rabbitt, Chair

Attest:

Charles V. Weir, Program Manager



North Bay Water Reuse Program: Connecting with Key Targets

Mark Millan
Data Instincts

August 19, 2013



NORTH BAY WATER REUSE PROGRAM
Water Supply Reliability through Regional Reuse

Successes

- Developing long-term supply through close partnership with state & federal agencies



NORTH BAY WATER REUSE PROGRAM
Water Supply Reliability through Regional Reuse

Telling Our Story Well Pays Off



Local Agencies Create Partnership to form NBWRP

The NBWRP is a coordinated, regional effort to offset potable water demand by promoting water reuse for agriculture, urban and environmental protection.

- San Francisco Valley District
- Sonoma County District
- Sonoma County District
- Sonoma County District
- Sonoma County District
- Sonoma County District
- Sonoma County District
- Sonoma County District

The NBWRP is a coordinated, regional effort to offset potable water demand by promoting water reuse for agriculture, urban and environmental protection.

Regional Collaboration Boosts Water Reuse in the North Bay

The successful collaboration to boost water reuse efforts in three North Bay counties is expected to yield more than 5500 acre-feet per year (AFY) of water to the five of its two phases, which will be used for agriculture, urban water demands and habitat restoration. The North Bay Water Reuse Program (NBWRP) is a partnership formed to implement water reuse projects in the region's water supply needs by producing a reliable source of recycled water.

North Bay communities face long-term water challenges to meet the needs of agriculture, urban centers and environmental protection. One new water-use strategy is to recycle water. The NBWRP is a



Regional-scale water programs in Northern California are poised to take water reuse to the next level.

A critical mass of regional water reusing is forming in Northern California where water managers are meeting regional-scale programs that are poised to take water reuse to the next level.

Planning, construction and storage are key to regional-scale water reuse. The planning, construction and storage phases of regional water reuse projects are critical to their success — and require adequate funding and leadership to implement. Developing and

What's needed to take this new model of regional water self-sufficiency to the next level? The creation of new governance structures is key for regional-scale water reuse programs. While most state DWR projects are single-facility or smaller in scale, these regional-scale projects provide water to multiple users and are managed as a single, integrated system. These programs are needed to adequately plan and construct water management facilities not just for reuse, but for additional water supply.

With the right planning and construction, these programs can be a key to meeting the water needs of the future. By ensuring and storing year-round flows, high-quality recycled water is not just for one and increasing these efficient water reusing projects and water supply programs that contribute to regional water supply reliability.

NORTH BAY WATER REUSE PROGRAM
Water Supply Reliability through Regional Reuse



- Home
- About Us
- Project Description
- Costs & Funding
- Agendas & Schedule
- Reports & Documents

The North Bay Water Reuse Program (NBWRP) is a coordinated regional effort among a group of water and sanitation agencies in Sonoma, Marin and Napa Counties, organized as the North Bay Water Reuse Authority (NBWRA), to offset potable water demand by promoting water reuse for agriculture, urban and environmental uses.

NBWRP is creating a series of regional water reuse projects

Communities throughout the North Bay face challenges in meeting long-term water

What's New:

- [Agendas & Minutes](#)
- [Napa Salt Marsh Restoration Overview – Pipeline construction underway!](#)
[View 2 minute clip.](#)
- [Phase 2 Options Being Evaluated](#)



NORTH BAY WATER REUSE PROGRAM
Water Supply Reliability through Regional Reuse

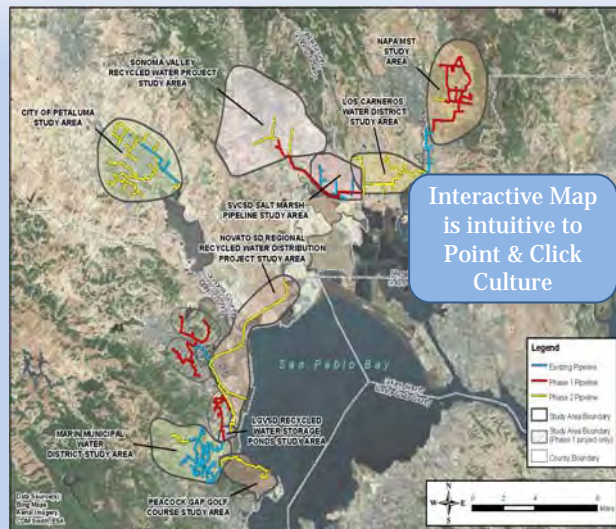
How can We Communicate more Quickly and Effectively



NORTH BAY WATER REUSE PROGRAM
Water Supply Reliability through Regional Reuse

Point and Click Pop up Content

- 💧 Mini videos
- 💧 Podcasts
- 💧 Brief explanatory narratives



NORTH BAY WATER REUSE PROGRAM
Water Supply Reliability through Regional Reuse





North Bay Water Reuse Program: Connecting with Key Targets

Mark Millan
Data Instincts

August 19, 2013



NORTH BAY WATER REUSE PROGRAM
Water Supply Reliability through Regional Reuse

NBWRP Phase 2 Scoping Study Workshop #4

August 19, 2013



 **NORTH BAY WATER REUSE PROGRAM**
Water Supply Reliability through Regional Reuse

Background



 **NORTH BAY WATER REUSE PROGRAM**
Water Supply Reliability through Regional Reuse

Scoping Studies: Revisiting the Process

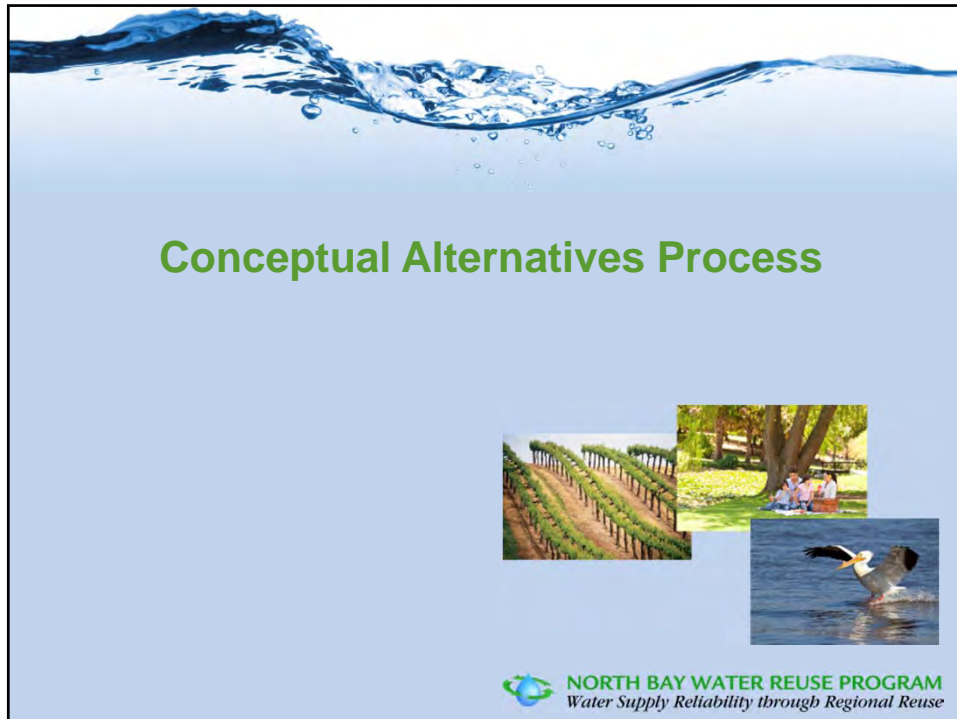
- ◆ Membership Outreach
 - Which agencies are interested in Phase 2
- ◆ Project Definition Study
 - Inventory of projects to determine broadest range; individual and inter-agency joint ventures
- ◆ New User Assessment and Multi-Purpose Storage Scoping Study and Scoping Studies Summary Report
 - Developed Program objectives and sub-objectives
 - Where is recycled water needed and for what uses
 - How much recycled water is available
 - What projects meet Program objectives **and** agency priorities to move forward into Phase 2 Feasibility studies



Where we are now: Shaping Phase 2

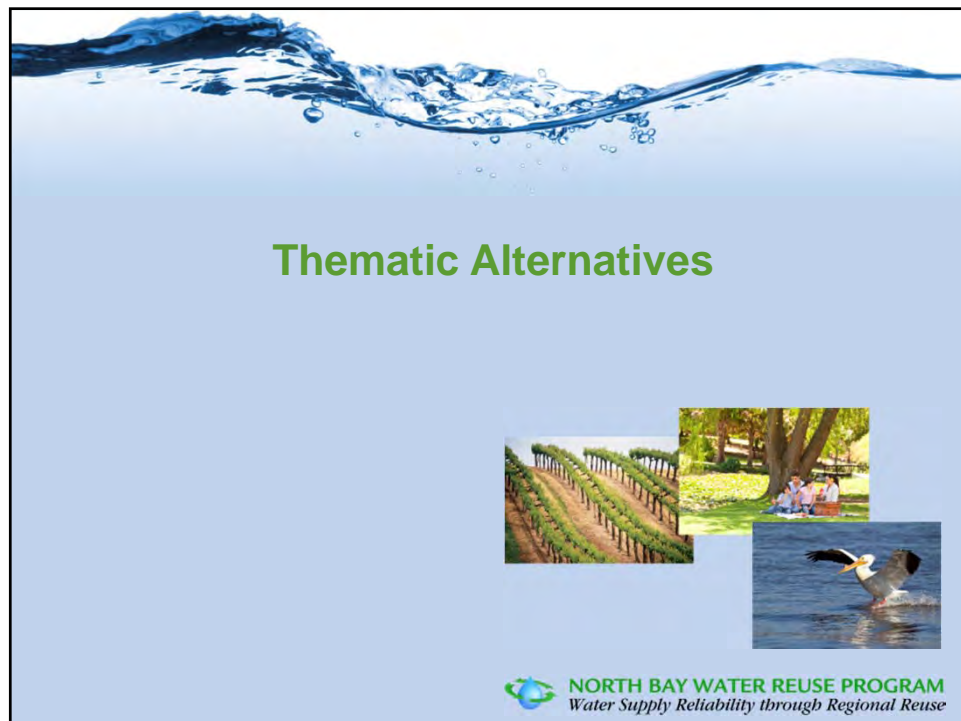
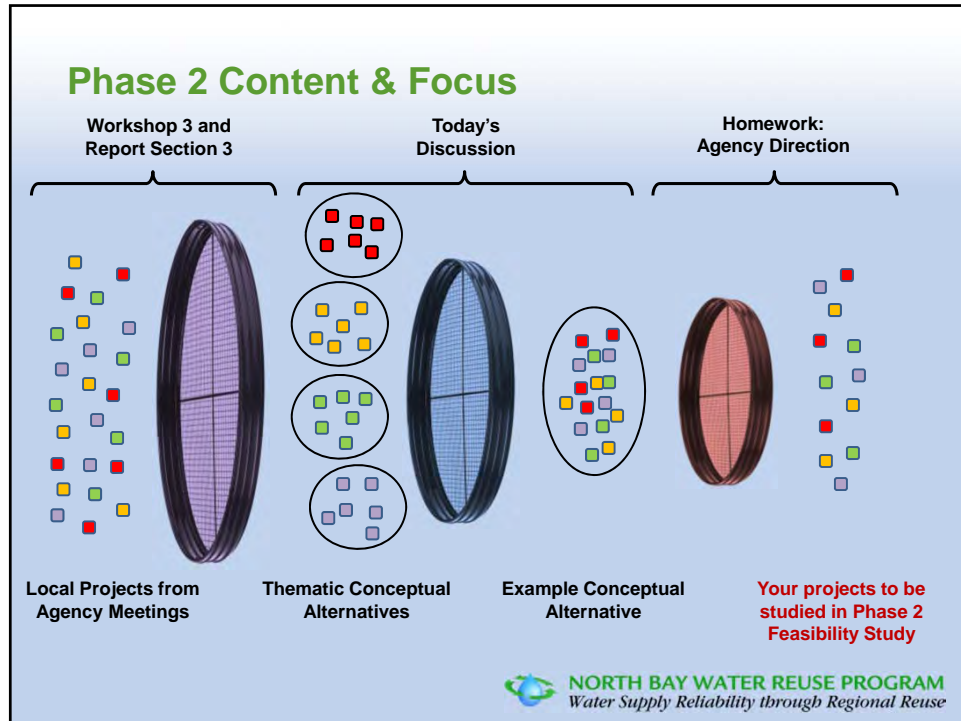
- ◆ Defined Program benefits
 - Described in objectives and sub-objectives
- ◆ Available recycled water
 - 28,000 ac-ft/yr within the Program area
 - 3,400 ac-ft/yr, 12%, is water available for summer use
 - 24,600 ac-ft/yr, 88%, is winter water and needs to be stored
- ◆ Identified projects
 - Treatment, storage, and distribution
 - Stormwater and groundwater management
 - Environmental enhancement





Formulation of Alternatives

- ◆ Start with conceptual and broad-scale *thematic alternatives*
- ◆ Alternatives are based on **themes**, such as:
 - Maximize reuse for irrigation
 - Maximize environmental enhancement
 - Maximize total water supply
- ◆ The purpose of **themes** is to clearly identify strengths and weaknesses against Program objectives
- ◆ Process defines content and focus of Phase 2 Feasibility Study



Thematic Alternatives

- Program objectives yield alternative **themes**:
 - Alternative 1 – Maximize Recycled Water Irrigation
 - Alternative 2 – Maximize Non-Recycled Water Supplies
 - Alternative 3 – Maximize Total Water Supply (*Alternatives 1 + 2*)
 - Alternative 4 – Maximize Environmental Enhancement



Thematic Alternative 1: Maximize Recycled Water Irrigation

Agency	Projects
Marin Municipal Water District	• Expand recycled water distribution into San Rafael
Las Gallinas Valley Sanitary District	• Storage and treatment needed to meet MMWD supply needs
Novato Sanitary District	(no defined irrigation projects)
Petaluma	• Expand recycled water distribution to existing potable customers • Operational and seasonal storage to meet supply needs
Sonoma Valley County Sanitation District	• 4 new distribution areas in Sonoma Valley • Expand distribution network in Carneros • Increase capacity of tertiary effluent line at WWTP • Seasonal storage to meet supply needs
Sonoma County Water Agency	(no defined irrigation projects)
Napa Sanitation District	• Treatment improvements • Expand distribution to the west in MST • Provide recycled water to other demands in County (no distribution) • Increase operational and season storage to meet supply needs



Thematic Alternative 2: Maximize Non-Recycled Water Supplies

Agency	Projects
Marin Municipal Water District	(no non-recycled water projects)
Las Gallinas Valley Sanitary District	<ul style="list-style-type: none"> Gallinas Creek stormwater capture
Novato Sanitary District	(no non-recycled water projects)
Petaluma	<ul style="list-style-type: none"> Stormwater capture project at Capri Creek Groundwater banking of surface water flows
Sonoma Valley County Sanitation District	(no non-recycled water projects)
Sonoma County Water Agency	<ul style="list-style-type: none"> Stormwater capture project in Upper Petaluma River Basin Stormwater capture project in Sonoma Valley Groundwater banking of surface water flows
Napa Sanitation District	(no non-recycled water projects)



Thematic Alternative 3: Maximize Total Water Supply (Alternative 1 + Alternative 2)

Agency	Projects
Marin Municipal Water District	<ul style="list-style-type: none"> Expand recycled water distribution into San Rafael
Las Gallinas Valley Sanitary District	<ul style="list-style-type: none"> Storage and treatment needed to meet MMWD supply needs Miller Creek percolation ponds at Grady Ranch Gallinas Creek stormwater capture
Novato Sanitary District	(no water supply projects)
Petaluma	<ul style="list-style-type: none"> Expand recycled water distribution to existing potable customers Operational and seasonal storage to meet supply needs Stormwater capture project at Capri Creek Groundwater banking of surface water flows and/or recycled water
Sonoma Valley County Sanitation District	<ul style="list-style-type: none"> 4 new distribution areas in Sonoma Valley Expand distribution network in Carneros Increase capacity of tertiary effluent line at WWTP Seasonal storage to meet supply needs
Sonoma County Water Agency	<ul style="list-style-type: none"> Stormwater capture project in Upper Petaluma River Basin Stormwater capture project in Sonoma Valley Groundwater banking of surface water flows
Napa Sanitation District	<ul style="list-style-type: none"> Treatment improvements Expand distribution to the west in MST Provide recycled water to other demands in County (no distribution) Increased operational and season storage to meet supply needs



Thematic Alternative 4: Maximize Environmental Enhancement*

Agency	Projects
Marin Municipal Water District	(no specific environmental enhancement projects)
Las Gallinas Valley Sanitary District	<ul style="list-style-type: none"> • Miller Creek percolation ponds at Grady Ranch • McInnis Marsh wetlands restoration • Repair pond levees with climate change adaption • Develop storage wetlands and brackish marsh with climate adaptation
Novato Sanitary District	<ul style="list-style-type: none"> • Develop storage wetlands and brackish marsh with climate adaptation • Assist restoration of wetlands and improve sediment transport along Novato Creek
Petaluma	(no specific environmental enhancement projects)
Sonoma Valley County Sanitation District	(no specific environmental enhancement projects)
Sonoma County Water Agency	<ul style="list-style-type: none"> • Stormwater capture project in Upper Petaluma River Basin
Napa Sanitation District	(no specific environmental enhancement projects)

* **Projects specifically designed to provide environmental benefits**

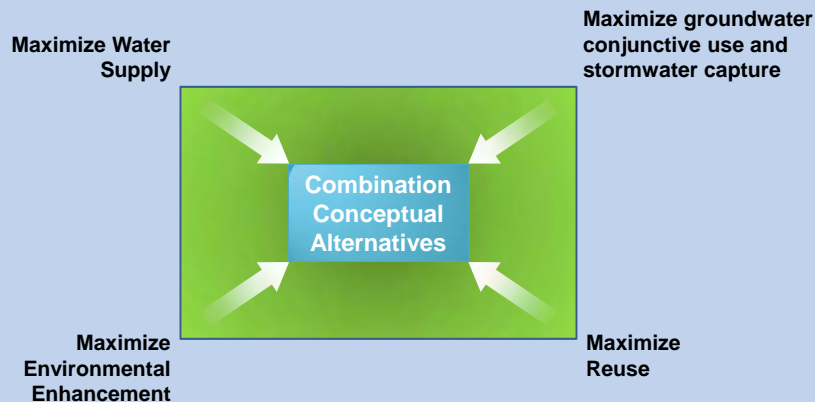


Insights

- Each thematic alternative had certain strengths, but did not meet all objectives
- Member Agencies with “incidental” environmental enhancement benefit from teaming with agencies with “designed” enhancement
- Multi-purpose projects will score higher
- However:
 - Review of alternatives at this stage is qualitative
 - Feasibility Study will develop quantifiable metrics



Themes Shape Example Alternative



Example Combination Alternative

Agency	Projects
Marin Municipal Water District	<ul style="list-style-type: none"> Expand recycled water distribution into San Rafael
Las Gallinas Valley Sanitary District	<ul style="list-style-type: none"> Storage and treatment needed to meet MMWD supply needs Gallinas Creek stormwater capture McInnis Marsh wetlands restoration Repair pond levees with climate change adaption Develop storage wetlands and brackish marsh with climate adaptation
Novato Sanitary District	<ul style="list-style-type: none"> Develop storage wetlands and brackish marsh with climate adaptation Assist restoration of wetlands and improve sediment transport along Novato Creek
Petaluma	<ul style="list-style-type: none"> Expand recycled water distribution to existing potable customers Operational and seasonal storage to meet supply needs Stormwater capture project at Capri Creek Groundwater banking of surface water flows and/or recycled water
Sonoma Valley County Sanitation District	<ul style="list-style-type: none"> 4 new distribution areas in Sonoma Valley Expand distribution network in Cameros Increase capacity of tertiary effluent line at WWTP Seasonal storage to meet supply needs
Sonoma County Water Agency	<ul style="list-style-type: none"> Stormwater capture project in Upper Petaluma River Basin Stormwater capture project in Sonoma Valley Groundwater banking of surface water flows
Napa Sanitation District	<ul style="list-style-type: none"> Treatment improvements Expand distribution to the west in MST Provide recycled water to other demands in County (no distribution) Increased operational and season storage to meet supply needs

Homework: Agency Direction

- 💧 Today you will receive:
 - Revised Section 3 with documentation of changes
 - Table of your projects
- 💧 Review list of your projects
- 💧 Set priority of your projects based on:
 - Order of importance
 - Implementation horizon
 - Financial constraints
- 💧 Rank your potential projects – it's ok if they're all important!
- 💧 This will yield the initial list of your projects that will be in the Feasibility Study



Example Project Table

Return to Project Team by Tuesday, September 3

Project Category	Project	Priority	Implementation Horizon*
Treatment	Project A	5	2030-2035
	Project B	2	2019-2020
Storage	Project A	1	2018-2020
	Project B	4	2021-2026
Distribution	Project A	1	2018-2020
	Project B	3	2022-2025
	Project C	3	2018-2019
Stormwater Capture & Recharge	Project A	5	2025-2026
	Project B	6	2027-2028
Other projects	Project A	4	2020-2022

*** Assuming Phase 2 projects start design/construction in 2018**



Next Steps in Scoping Study



NORTH BAY WATER REUSE PROGRAM
Water Supply Reliability through Regional Reuse

What We're Doing With Your Homework

- 💧 Today – September 2:
 - Agencies prioritize projects
 - Evaluate operations/storage needs
- 💧 September 3 – November 17:
 - Analyze agency preferences
 - Formulate a conceptual alternative to identify cost range
 - Formulate Phase 2 study content
- 💧 November 18, Workshop #5:
 - Confirm prioritized projects
 - Identify upper boundary of costs
 - Base Phase 2 Feasibility Study topics on these findings



NORTH BAY WATER REUSE PROGRAM
Water Supply Reliability through Regional Reuse

