

**NORTH BAY WATER REUSE AUTHORITY  
TECHNICAL ADVISORY COMMITTEE**

Agenda – Phase 1

Monday, January 23, 2012  
9:30 AM  
Novato Sanitary District  
500 Davidson Street  
Novato, CA 94945

	1.		Call to Order and Self Introductions
	2.	Action	Approval of Agenda
	3.		Public Comments
<b>Pages 2 - 4</b>	4.	Action	Consent Items a. Minutes November 14, 2011
<b>Page 5 Pages 6 – 11 Pages 12 - 13</b>	5.	Information	Report from the Program Manager a. Consultant Progress Reports for December 2011 b. Action Items from November 14, 2011 Meeting
<b>Pages 14 - 16</b>	6.	Action	FY2011/12 Financial Report – December 31, 2011
<b>Pages 17 - 36</b>	7.	Information	Status of WaterSMART Grants and Applications
<b>Page 37 Pages 38 - 39</b>	8.	Information Discussion	ARRA Projects Report a. Project Schedule as of January 2012 b. Potential Schedule Extension Request
	9.	Information	Federal Legislative Update
	10.	Information	State Legislative Update
	11.	Information	Proposition 84 – Integrated Regional Water Management Program Update and Status
<b>Page 40</b>	12.	Information	EIR/EIS Issues Update
	13.	Information	Outreach Program Report – Transition to Data Instincts
	14.	Information	Items from Committee, Agency Staff, or Consultants
	15.	Information	Items for Next Agenda (February 27, 2012, Novato Sanitary District)

The North Bay Water Reuse Authority complies with ADA requirements and will attempt to reasonably accommodate individuals with disabilities upon request. Please contact **Chuck Weir** at **510-410-5923** with any questions.

**North Bay Water Reuse Authority  
Technical Advisory Committee  
Phase 1 Minutes  
November 14, 2011**

**1. Call to Order and Self Introductions**

Chair James called the Technical Advisory Committee (TAC) meeting to order at 10:33 a.m. on Monday, November 14, 2011. The meeting was held at Novato Sanitary District, 500 Davidson Street, Novato, CA 94945.

## Committee Members Present

Chair Beverly James	Novato Sanitary District
Pam Jeane	Sonoma Valley CSD
Drew McIntyre	North Marin Water District
Tim Healy	Napa Sanitation District
Phillip Miller	Napa County
Renee Webber	Sonoma County Water Agency
Mark Williams	Las Gallinas Valley Sanitary District

## Others Present

Chuck Weir, Program Manager	RMC
Marc Bautista	Sonoma County Water Agency
Kevin Booker	Sonoma County Water Agency
Ginger Bryant	Bryant & Associates
Monica Oakley	RMC
Jim O'Toole	ESA
Pilar Oñate-Quintana	KP Public Affairs
Michael Savage	CDM
Pam Tuft	City of Petaluma

**2. Approval of the Agenda**

The Agenda was unanimously approved as presented.

**3. Public Comments**

There were no public comments.

**4. Consent Items:**a. Minutes, October 24, 2011

The minutes were unanimously approved as presented.

**5. Report from the Program Manager**a. Action Items from October 24, 2011 meeting

A list of action items, including task, responsible party, due date, status, and completion date was included in the packet. All items are either complete or in process.

b. NBWRA Abstract accepted to 2012 WateReuse Conference

Kevin Booker noted that the conference will be March 25-27, 2012 in Sacramento and that this is the state conference.

c. Request from North Bay Watershed Association for NBWRA Update

The TAC unanimously approved the Program Manager's attendance at a future NBWA meeting to provide an update on NBWRA. The meeting will be January 6 (Novato), February 5 (Petaluma), or March 2 (Novato), 2012

The TAC requested the date as they may desire to attend the meeting. Mark Williams suggested focusing on Marin Municipal Water District as a potential partner at the NBWA meeting. As an action item, the Program Manager will request a preferred date from the TAC prior to confirming the date with NBWA.

**6. Review of the November 14, 2011 Board Meeting**

The TAC reviewed the action items from the Board meeting. They will be added to the Action Item List.

**7. Consultant Cost Summary through October 30, 2011**

The TAC reviewed the cost summary and asked questions of the consultant team.

**8. Status of WaterSMART Grant Applications**

This item was discussed during the Board meetings.

**9. ARRA Projects Report**

TAC members provided a verbal update on the status of their projects.

**10. Federal Legislative Update**

This item was discussed during the Board meetings.

**11. State Legislative Update**

This item was discussed during the Board meetings.

**12. Proposition 84 – Integrated Regional Water Management Program Update and Status**

The TAC discussed labor requirements and agreed to set up a conference call to discuss and to include Susan McGuire and Lynne Rosselli.

**13. EIR/EIS Approval Process Update**

Jim O'Toole provided an update for the TAC.

**14. Outreach Program Report**

The Program Manager summarized the October 31, 2011 TAC conference call to make a selection of an outreach consultant.

**15. Items from Committee, Agency Staff, or Consultants**

Michael Savage requested comments on the initiation fee document by November 15, 2011.

**16. Items for Next Agenda (Next Meeting January 23, 2012)**

The next meeting will be held at Novato Sanitary District, 600 Davidson Street, Novato, CA on January 23, 2012.

Action items resulting from the TAC meeting include:

- a. Program Manager will request a preferred date from the TAC prior to confirming the date with NBWA.

Chair James adjourned the meeting at 11:07 a.m.

*NEXT MEETING INFORMATION: Next meeting will be at Novato Sanitary District, 600 Davidson Street, Novato, CA on January 23, 2012.*

C:\Users\Carol\Documents\RMC Water and Environment\NBWRA\Agendas\2011-11\2011\_11\_14\_NBWRA\_TAC\_Minutes\_Phase\_1.docx

Page 1

Agenda Explanation  
North Bay Water Reuse Authority  
Technical Advisory Committee  
January 23, 2012

**ITEM NO. 5 REPORT FROM THE PROGRAM MANAGER**

The December 2011 Report from the Program Manager includes the following items:

**Item No. 5.a Consultant Progress Reports for December 2011**

**Item No. 5.b Status of Action Items from the November 14, 2011 Meeting**

Page 1

Agenda Explanation  
North Bay Water Reuse Authority  
Technical Advisory Committee  
January 23, 2012

**ITEM NO. 5.a CONSULTANT PROGRESS REPORTS FOR DECEMBER 2011**

**Action Requested:** None at this time.

Attached are progress reports from NBWRA consultants for December 2011. The progress reports are of similar format and are based on the tasks in each of the consultant agreements. The intent is for the reports to be consistent with the budget information and will be for the previous month.

Consultants will also provide verbal reports on items at the meeting.

Program Management Services for North Bay Water Reuse Authority Phase 1  
RMC Water and Environment  
SCWA Order Number 7534A5, Account Number 391029-6570  
RMC Job No. 0047-007.01

## **Phase 1 Progress Report**

**December 2011**

### **Task 2.1 Board of Directors and Technical Advisory Committee (TAC) Meeting Management**

- Prepared November 2011 Consultant Progress Report packet and distributed to Board Agenda email list.
- Updated distribution lists.

### **Task 2.2 Budget Preparation and Reporting**

- Reviewed consultant costs for November 2011 and updated summary of costs for FY2011/12.
- Discussed financial reporting with Agency and Technical Advisory Committee member.

### **Task 2.3 Project Support and Review**

- Reviewed attorney letter requesting Milliken-Sarco-Tulocay records and forwarded to Napa Sanitation District staff.
- Reviewed memo regarding Napa and Los Carneros projects.
- Reviewed American Recovery and Reinvestment Act contract issues.

### **Task 2.4 Program Planning**

- Prepared December 2011 Progress Report and December 2011 Invoice.
- Attended progress meeting with RMC.

### **Task 2.5 Governance Issues**

- No work was conducted on this task during the period.

### **Task 2.6 Additional Tasks (Optional)**

- No work was conducted on this task during the period.



2110 G Street, #2  
Sacramento CA 95816

**Activity Summary**

January 5, 2012

Ms Renee Webber  
Sonoma County Water Agency  
404 Aviation Boulevard  
Santa Rosa CA 95403-1936

**Re: December 2011 Activity Summary  
North Bay Water Reuse Program - Phase 1 Program Development Services**

**SCWA Order # 7534A6  
SCWA Account # 391029-6570**

**Activity Summary**

- Prepared monthly reports and provided them to the program manager
- Coordinated with SCWA, Pilar Onate-Quintana, DWR Director Mark Cowin and CA Water Commission Chair on tour and participated in the tour
- Reviewed/discussed USBR WaterSMART construction grant with project team
- Participated in monthly Program Management call with Roger Gwinn and Renee Webber



***North Bay Water Reuse Authority***  
Professional Services by CDM Smith

**December 2011 Progress Report – Phase 1 Activities**

**Engineering Support**

- Coordinated with SCWA staff on Phase 1 efforts.
- Prepared list of data needs for participating agencies.
- Discussed grant with SCWA and Reclamation staff.
- Communicated with member agencies to obtain grant application data.
- Compiled information for application.
- Prepared WaterSMART grant application.
- Prepared consultant progress reports and communicated with program manager about budget status.
- Project management activities and project invoicing.

**Dual Purpose Storage Investigation**

- No work performed.

**ARRA Reporting Coordination**

- Participated in conference call with SCWA and Napa Sanitation District about ARRA waiver for materials.
- Revised ARRA quarterly report template and distributed to member agencies.
- Discussed quarterly report data with SCWA.
- Led member agency conference call on construction issues.
- Prepared consolidated submittals of October 2011 and November 2011 certified payroll and inspection reports.
- Communicated with SCWA staff on reimbursement request.
- Prepared project invoice; project management activities.

Sonoma County Water Agency  
Professional Services by ESA  
ESA project # 206088.01

**Progress Report**

**Dec 1-31, 2011**

**2011-12 Scope of Work**

**Task 1.1 Mitigation Monitoring and Reporting Plan (MMRP) Tracking**

- Submitted Q2/Q3 (April-Sept 2012) Environmental Compliance Letter Report for to SCWA 12/19
- Updated MMRP Products and Construction Support
  - Napa San District: Prepared Post Project MMRP
  - SCVSD R5 Reservoir: Prepared Post Project MMRP
  - LGVSD WWTP/NWMD: Awaiting Start up.
  - NMWD/Novato San
    - NMWD Phase 1: Prepared Post Project MMRP
    - Novato SD Tertiary Treatment:
    - NMWD Phase 3: Prepared Pre-Project MMRP
    - NMWD Phase 2: Awaiting Start up

**Task 1.2 USFWS Biological Opinion**

No Activity

**Task 1.3 Section 106 Consultation**

No Activity

**Task 1.4 NBWRA Environmental Coordination/Support**

No Activity

**KP Public Affairs****NBWRA Report – December 2011**

Below, please find a summary of significant activities conducted on behalf of NBWRA in December 2011:

- Coordinated with NBWRA staff/consultants with respect to the December 12 Administration officials' tour of the NBWRA project area. Specific actions taken include:
  - Participating in a December 2 coordination meeting prior to the tour.
  - Providing feedback on timing and tour stops to best accommodate officials' scheduling needs.
  - Providing input with respect to state-level-appropriate themes and talking points.
  - Coordinating with DWR staff re: Director's participation.
  - Participating in all-day tour
  
- Continued to monitor/provide updates with respect to the California Water Commission work on defining criteria for the public benefits of storage.
  
- Continued to monitor Watereuse's efforts with respect to advancing recycled water legislation in 2012.
  
- Conducted initial inquiries with respect to future NBWRA meetings with key elected officials.

**ITEM NO. 5.b STATUS OF ACTION ITEMS FROM NOVEMBER 14, 2011 MEETING**

**Action Requested:** None at this time.

Attached is a summary of the action items following the November 14, 2011 Board and TAC meetings. It was distributed following the meetings and has been updated for the January 23, 2012 meeting. The list includes task, responsible party, due date, status, and completion date. All items are either complete or in progress.

Meeting Date: November 14, 2011

NBWRA Board and TAC Short-Term Action Item List

Task	Phase	Responsible Party	Due Date	Status	Completion Date
Provide history of funding for the Napa Salt Marsh Project for SCWA Board and forward to Program Manager for distribution to NBWRA Board	1	SCWA	12/15/2011	Completed. Memo Sent to member agencies December 5, 2011.	12/5/2011
Check with MMWD and BACWA regarding MMWD's \$500,000 IRWM allocation	1	TAC	12/15/2011	Inquiry to MMWD made 11/15/11	
Extend Rauch Communications agreement through December 31, 2011	1 & 2	SCWA	11/30/2011	Completed.	11/30/2011
Develop scope and costs for outreach agreement with Data Instincts	1 & 2	SCWA	12/15/2011	Completed. Agreement approved.	12/15/2011
Resolve FPPC issues such that Board can adopt Conflict of Interest Code	1 & 2	Weir & SCWA Legal Counsel	12/15/2011	SCWA Legal Counsel sent Notice to FPPC on December 2, 2011. Approval of	
Reconcile costs through June 30, 2011 per MOU	1	Weir and Booker	12/31/2011	In progress.	
Send requested data to CDM	2	Member Agencies	8/22/2011	Completed.	Various
Continue Phase 2 Project Definition Tasks	2	Consultant Team	Various	In progress.	
Share notices regarding conference presentations and award programs with the TAC	1	All	Ongoing		
The master schedule will be updated based on discussion and input from the Member Agencies.	1	O'Toole & Member Agencies	Ongoing		

**ITEM NO. 6 FY2011/12 FINANCIAL REPORT – DECEMBER 31, 2012**

**Action requested:** That the Chair appoint a Finance Committee to work with the Program Manager and Sonoma County Water Agency (SCWA) Staff to review financial issues and reports and make recommendations to the TAC.

The Program Manager met with Sonoma County Water Agency staff: Kevin Booker, Lynne Rosselli, and Susan Bookmyer on January 12, 2012 to discuss financial issues. The group agreed that the TAC and or Board would be provided with the Consultant Cost Tracking summary and a summary of Member Agency assessments and expenses. Attached for the TAC's information are those two items through December 31, 2011.

The first item is maintained by the Program Manager and is based on data provided by the consultants on a monthly basis. It is current through the previous month. The second item is prepared by SCWA staff and shows the fiscal year assessments, expenses paid, and Member Agency balances in a trust fund that is maintained by SCWA specifically for NBWRA.

The group also discussed related financial issues including budgeting, contracting, cost allocations, and incorporating new members. Although the group can provide recommendations, it believes it would be beneficial to obtain input from the TAC. Following discussion, the group recommends that the Chair appoint a Finance Committee to work with the Program Manager and SCWA staff to review financial issues and reports and provide recommendations to the TAC.

**Recommendation**

It is recommended that the Chair appoint a Finance Subcommittee to meet on a regular basis with the Program Manager and SCWA staff to review financial issues and reports and make recommendations to the TAC.

## NBWRA FY2011/12 Consultant Cost Tracking

January 19, 2012

## Phase 1

Month	RMC	Bryant	TFG	CDM Smith	ESA	KP	RCC	SCWA	Total
July-11	2,673.92	5,075.07	5,000.00	6,200.00	5,216.25	4,000.00	738.69		28,903.93
August-11	4,101.46	7,110.07	5,000.00	7,817.03	11,032.32	4,000.00	1,436.19		40,497.07
September-11	2,832.50	5,226.25	5,000.00	10,914.15	2,487.50	4,000.00	421.15		30,881.55
October-11	3,797.58	5,000.74	5,000.00	9,131.12	2,587.50	4,000.00	609.90		30,126.84
November-11	3,844.63	6,839.64	5,000.00	5,478.29	8,863.74	4,000.00	783.65		34,809.95
December-11	1,321.25	4,040.77	5,000.00	11,831.44	4,017.03	4,000.00	409.20		30,619.69
January-12									0.00
February-12									0.00
March-12									0.00
April-12									0.00
May-12									0.00
June-12									0.00
Total	18,571.34	33,292.54	30,000.00	51,372.03	34,204.34	24,000.00	4,398.78		195,839.03
FY11/12 Budget	77,640.00	60,000.00	50,000.00	225,900.00	40,000.00	48,000.00	58,000.00	75,000.00	634,540.00
Amt Remaining	59,068.66	26,707.46	20,000.00	174,527.97	5,795.66	24,000.00	53,601.22	75,000.00	438,700.97
% Remaining	76.08%	44.51%	40.00%	77.26%	14.49%	50.00%	92.42%	100.00%	69.14%

## Phase 2

Month	RMC	Bryant	TFG	CDM Smith	ESA	KP	Outreach	SCWA	Total
July-11	1,600.81	7,585.00	-	14,500.00	-	-	-	-	23,685.81
August-11	2,561.98	7,862.50	-	5,006.56	-	-	-	-	15,431.04
September-11	1,296.25	6,752.50	-	4,901.50	-	-	-	-	12,950.25
October-11	2,645.49	11,250.23	-	14,662.00	-	-	-	-	28,557.72
November-11	2,049.98	9,244.64	-	15,243.60	-	-	-	-	26,538.22
December-11	1,272.50	5,920.00	-	14,554.91	-	-	-	-	21,747.41
January-12									-
February-12									-
March-12									-
April-12									-
May-12									-
June-12									-
Total	11,427.01	48,614.87	-	68,868.57	-	-	-	-	128,910.45
FY11/12 Budget	33,360.00	90,000.00	-	155,200.00	-	-	28,600.00	40,000.00	347,160.00
Amt Remaining	21,932.99	41,385.13	-	86,331.43	-	-	28,600.00	40,000.00	218,249.55
% Remaining	65.75%	45.98%	#N/A	55.63%	#N/A	#N/A	100.00%	100.00%	62.87%

## Phase 1 &amp; 2 Total

Month	RMC	Bryant	TFG	CDM Smith	ESA	KP	Outreach	SCWA	Total
July-11	4,274.73	12,660.07	5,000.00	20,700.00	5,216.25	4,000.00	738.69	-	52,589.74
August-11	6,663.44	14,972.57	5,000.00	12,823.59	11,032.32	4,000.00	1,436.19	-	55,928.11
September-11	4,128.75	11,978.75	5,000.00	15,815.65	2,487.50	4,000.00	421.15	-	43,831.80
October-11	6,443.07	16,250.97	5,000.00	23,793.12	2,587.50	4,000.00	609.90	-	58,684.56
November-11	5,894.61	16,084.28	5,000.00	20,721.89	8,863.74	4,000.00	783.65	-	61,348.17
December-11	2,593.75	9,960.77	5,000.00	26,386.35	4,017.03	4,000.00	409.20	-	52,367.10
January-12	-	-	-	-	-	-	-	-	-
February-12	-	-	-	-	-	-	-	-	-
March-12	-	-	-	-	-	-	-	-	-
April-12	-	-	-	-	-	-	-	-	-
May-12	-	-	-	-	-	-	-	-	-
June-12	-	-	-	-	-	-	-	-	-
Total	29,998.35	81,907.41	30,000.00	120,240.60	34,204.34	24,000.00	4,398.78	-	324,749.48
FY11/12 Budget	111,000.00	150,000.00	50,000.00	381,100.00	40,000.00	48,000.00	86,600.00	115,000.00	981,700.00
Amt Remaining	81,001.65	68,092.59	20,000.00	260,859.40	5,795.66	24,000.00	82,201.22	115,000.00	656,950.52
% Remaining	72.97%	45.40%	40.00%	68.45%	14.49%	50.00%	94.92%	100.00%	66.92%

## Notes:

1. Values for the most current month may be estimates.
2. The \$90,000 for Bryant and Associates for Phase 2 includes \$30,000 for Project Definition Study and \$60,000 for Program Development. Costs to date include \$9,035.59 for Project Definition Study and \$39,579.28 for Program Development.

# North Bay Water Reuse Authority

Monthly Project Cost Summary

Period Ending:

Through December 31, 2011

## 3. MEMBER AGENCIES FY 2011/2012

NBWWRA Agencies	Total Assessments	Assessments Paid	Assessments Due	Budgeted Expenses	Expense Ratio	Interest Earned	Expenses Paid	Member Balance
City of American Canyon	9,250.00	9,250.00	-	9,250.00	0.9%	6.77	-1,608.06	7,648.71
City of Petaluma	9,250.00	9,250.00	-	9,250.00	0.9%	6.77	-1,608.06	7,648.71
City of Sonoma	4,150.00	4,150.00	-	4,150.00	0.4%	6.77	-721.45	3,435.31
County of Marin	9,250.00	9,250.00	-	9,250.00	0.9%	1.02	-1,608.06	7,642.96
Valley of the Moon Water District	1,400.00	1,400.00	-	1,400.00	0.1%	3.04	-243.38	1,159.65
Las Gallinas Valley Sanitary District	97,282.67	97,282.67	-	97,282.67	9.5%	74.41	-34,269.83	63,087.25
Napa Sanitation District	259,200.34	259,200.34	-	259,200.34	25.4%	201.76	-92,133.68	167,268.43
Novato Sanitary District	106,264.67	106,264.67	-	106,264.67	10.4%	81.50	-37,457.83	68,888.34
Sonoma Valley CSD	251,184.88	251,184.88	-	251,184.88	24.6%	174.86	-107,367.36	143,992.38
Sonoma County Water Agency	73,278.66	73,278.66	-	73,278.66	7.2%	55.47	-25,737.14	47,596.99
County of Napa	73,278.00	-	73,278.00	73,278.00	7.2%	-6.31	-25,737.13	-25,743.44
North Marin Water District	128,161.11	128,161.11	-	128,161.11	12.5%	91.11	-50,905.45	77,346.77
<b>Total</b>	<b>1,021,950.33</b>	<b>948,672.33</b>	<b>73,278.00</b>	<b>1,021,950.33</b>	<b>100.0%</b>	<b>\$697.16</b>	<b>-379,397.44</b>	<b>569,972.05</b>



## ITEM NO. 7 STATUS OF WATERSMART GRANTS AND APPLICATIONS

**Action Requested:** None at this time.

On January 17, 2012 a Sonoma County Water Agency submitted a WaterSMART Grant Application to the U.S. Bureau of Reclamation. The grant request is for a total of \$4,000,000 which is broken down as follows:

Sonoma Valley County Sanitation District – Salt Marsh Project	\$1,875,000
Napa County and Napa Sanitation District – MST Recycled Water Pipeline, Napa County Extension	\$2,025,000
Sonoma County Water Agency – Grant Administration	\$ 100,000

Attached are selected pages from the 71 page grant application for the TAC's information. It includes a cover page, table of contents, project descriptions, budget information, and planned schedule.

Additional information can be provided at the meeting by consultants and Member Agency staff involved in the development of the application. Congratulations to all parties involved in the development of the grant application.

**WaterSMART  
Title XVI Water Reclamation and Reuse Program  
Funding for Fiscal Year 2012  
Funding Opportunity R12SF80050**

North Bay Water Reuse Program

Marin, Napa, and Sonoma Counties, California

January 2012

North Bay Water Reuse Authority  
Sonoma County Water Agency (administrative agency for NBWRA)  
Kevin Booker  
404 Aviation Boulevard  
Santa Rosa, CA 95403  
Kevin.Booker@scwa.ca.gov  
707-521-1865  
Fax: 707-523-4322

The NBWRA has two Cooperative Agreements with Reclamation for the federally authorized funding of \$25,000,000:

Agreement R10AC20R87 for Reclamation providing \$7,328,000 of ARRA funds.

Agreement R10AC20093 for Reclamation providing up to \$17,672,000 of non-ARRA Federal funds.

# Contents

Technical Proposal and Evaluation Criteria.....	3
Executive Summary .....	3
Technical Project Description.....	3
Evaluation Criteria .....	12
Evaluation Criterion 1: Water Supply .....	12
Evaluation Criterion 2: Status of Project.....	14
Evaluation Criterion 3: Environment and Water Quality – 30 points..	19
Evaluation Criterion 4: Renewable Energy and Energy Efficiency – 25 points.....	21
Evaluation Criterion 5: Cost per Acre-Foot of Water and Other Project Benefits – 25 points .....	23
Evaluation Criterion 6: Reclamation’s Obligation and Benefits to Rural or Economically Disadvantaged Communities .....	27
Evaluation Criterion 7: Watershed Perspective – 15 points .....	27
Environmental Compliance .....	31
Required Permits or Approvals .....	33
Project Budget Application .....	35
SF-424C – Entire Funding Request.....	36
SF-424C – Sonoma County Water Agency.....	37
SF-424C – Sonoma Valley County Sanitation District.....	38
SF-424C – Napa County .....	39
Description of Expenditures Planned through September 2014.....	40
Funding Plan.....	43
Attachment A – NBWRP Record of Decision .....	46
Attachment B – NBWRP Section 106 Determination.....	63

# Technical Proposal and Evaluation Criteria

## Executive Summary

### Applicant

Sonoma County Water Agency, as administrative agency for the North Bay Water Reuse Authority, Santa Rosa, Sonoma County, California.

Kevin Booker, Sonoma County Water Agency, 404 Aviation Boulevard, Santa Rosa, CA 95403, [Kevin.Booker@scwa.ca.gov](mailto:Kevin.Booker@scwa.ca.gov), 707-521-1865, Fax: 707-523-4322

January 17, 2012

### North Bay Water Reuse Authority and North Bay Water Reuse Program

The North Bay Water Reuse Authority (NBWRA), established under a Memorandum of Understanding, is comprised of multiple local water and sanitation districts. Current members include Las Gallinas Valley Sanitary District (LGVSD), North Marin Water District (NMWD), Novato Sanitary District (Novato SD), Sonoma Valley County Sanitation District (SVCSD), Sonoma County Water Agency (SCWA), Napa Sanitation District (Napa SD), and Napa County. Additional information is available at the NBWRA webpage: <http://nbwra.org>.

In 2002, the NBWRA members undertook cooperative, regional planning efforts to develop the North Bay Water Reuse Program (NBWRP). The purpose of the NBWRP is to provide high quality recycled water for agricultural, urban, and environmental uses and to expand the recycled water system throughout the greater North San Pablo Bay Area (i.e., Marin, Sonoma, Napa, and Solano Counties). Implementation of the NBWRP includes upgrades of wastewater treatment processes and construction of storage, pipelines, and pump station facilities to distribute recycled water for use in compliance with Article 4 in Title 22 of the California Code of Regulations. The NBWRP will also reduce reliance on local and imported surface water and groundwater supplies and reduce the amount of treated effluent releases to San Pablo Bay and its tributaries. When complete, Phase 1 of the NBWRP will provide 3,757 acre-feet per year (AFY) of tertiary treated recycled water to the North San Pablo Bay for irrigation demands. In addition, up to 1,700 AFY of tertiary treated recycled water will be released to Napa Salt Ponds 7 and 7A for habitat restoration.

### Technical Project Description

The technical project description should provide a brief summary of the authorized Title XVI project, or where there is more than one project sponsor the applicant's entire component of the authorized project. If a feasibility study for the project has been approved by Reclamation, information contained in the study may also be referenced here.

## **Overview of the North Bay Water Reuse Program**

The North San Pablo Bay region of California's Napa, Sonoma, and Marin Counties faces serious long-term challenges in providing reliable water supplies. The area is not served by federal water projects, surface and groundwater sources are limited, and some local groundwater basins are over pumped. Urban, agricultural, and environmental demands, exacerbated by ongoing drought, exceed the region's ability to provide a reliable, sustainable, and economical water supply. A clean, dependable water supply is also needed to continue the restoration of vital tidal wetlands at the base of the San Pablo Bay watershed. The effects of climate change are further stressing the area's water supplies with reduced diversions from the Russian River, unpredictable rainfall, and fluctuating temperatures.

The region's wastewater treatment agencies have long faced strict limits on the timing and quality of the treated effluent they can send to San Pablo Bay. By treating wastewater to the strict levels required for reuse, these agencies can recycle the water in productive ways that augment local water supply and help protect limited potable water resources. Many studies conducted over the last decade have verified its safety and recycled water is already in wide use throughout the North Bay, elsewhere in California, and across the nation.

The NBWRA is a cooperative program in the San Pablo Bay region that supports sustainability and environmental enhancement by expanding the use of recycled water. The purpose of the NBWRP is to provide recycled water for agricultural, urban, and environmental uses thereby reducing reliance on local and imported surface and groundwater and reducing the amount of treated effluent releases to San Pablo Bay. The NBWRP's projects provide a new, sustainable local water supply while demonstrating responsible approaches that provide numerous economic and environmental benefits for the region, including:

- A reliable, new water supply for the region's agriculture and vineyards;
- An alternative water supply for irrigation of parks, golf courses, and public landscaping;
- Increased water for restoration of wetlands and improved in-stream flows for riparian habitat and fisheries recovery;
- Reduced demand on limited local surface and groundwater supplies;
- Less discharge of treated wastewater into San Pablo Bay;
- Reduced demand on imported Russian River water; and
- Leveraged, cooperative funding opportunities through regional agency partnering.

All of the NBWRA wastewater agencies already have existing recycled water programs. The provision of recycled water from the NBWRP will be made available for use to new and existing water customers.

Phase 1 of the NBWRP, as authorized in P.L. 111-11 Section 9110, is currently under design and construction by the NBWRA member agencies. Phase 1 is comprised of six recycled water distribution system projects managed by the individual NBWRA member agencies. When complete, Phase 1 will provide 3,757 AFY of tertiary treated recycled water to the North San Pablo Bay for irrigation demands. In addition, up to 1,700 AFY of tertiary treated recycled water will be released to Napa Salt Ponds 7 and 7A for habitat restoration.

The member agencies have collectively prioritized the projects within their individual service areas to establish the set of Phase 1 projects. The NBWRP Phase 1 recycled water distribution system projects in Marin, Sonoma, and Napa Counties are shown in Figure 1 and summarized below.

- Novato South Service Area – LGVSD will provide disinfected tertiary recycled water produced at a new 0.7 million gallon per day (mgd) tertiary treatment plant for 204 AFY of landscape irrigation and other approved uses to the Hamilton Field area in the Novato South Service Area. NMWD will construct 5.9 miles of new pipelines from the LGVSD plant and will rehabilitate a 500,000-gallon storage tank for distribution of the recycled water.
- Novato North Service Area – NMWD and Novato SD will implement service in the Novato North Service Area by incrementally expanding tertiary capacity at the existing Novato Recycled Water Treatment Facility from 0.5 mgd to 1.2 mgd. The project includes new recycled water distribution pipelines, a booster pump, and rehabilitation of an existing 500,000-gallon storage tank.
- Novato Central Service Area – Novato SD and NMWD will implement service in the Novato Central Service Area through relocation of the Recycled Water Treatment Facility to the Novato SD wastewater treatment plant (WWTP) and construction of a recycled water distribution system serving users south of the WWTP.
- Sonoma Valley Recycled Water Project – SVCSD will construct 1.0 mile of 18-inch pipeline, a 100-AF recycled water reservoir at the SVCSD WWTP, and a new pump station at the SVCSD WWTP to serve 874 AFY of tertiary treated recycled water to new users in Sonoma Valley.
- Salt Marsh Project – SVCSD will construct 3.5 miles of pipeline to bring tertiary treated recycled water to two ponds in the Napa-Sonoma Marshes Wildlife Area. This pipeline would provide up to 1,700 AFY for habitat restoration of the saline ponds.

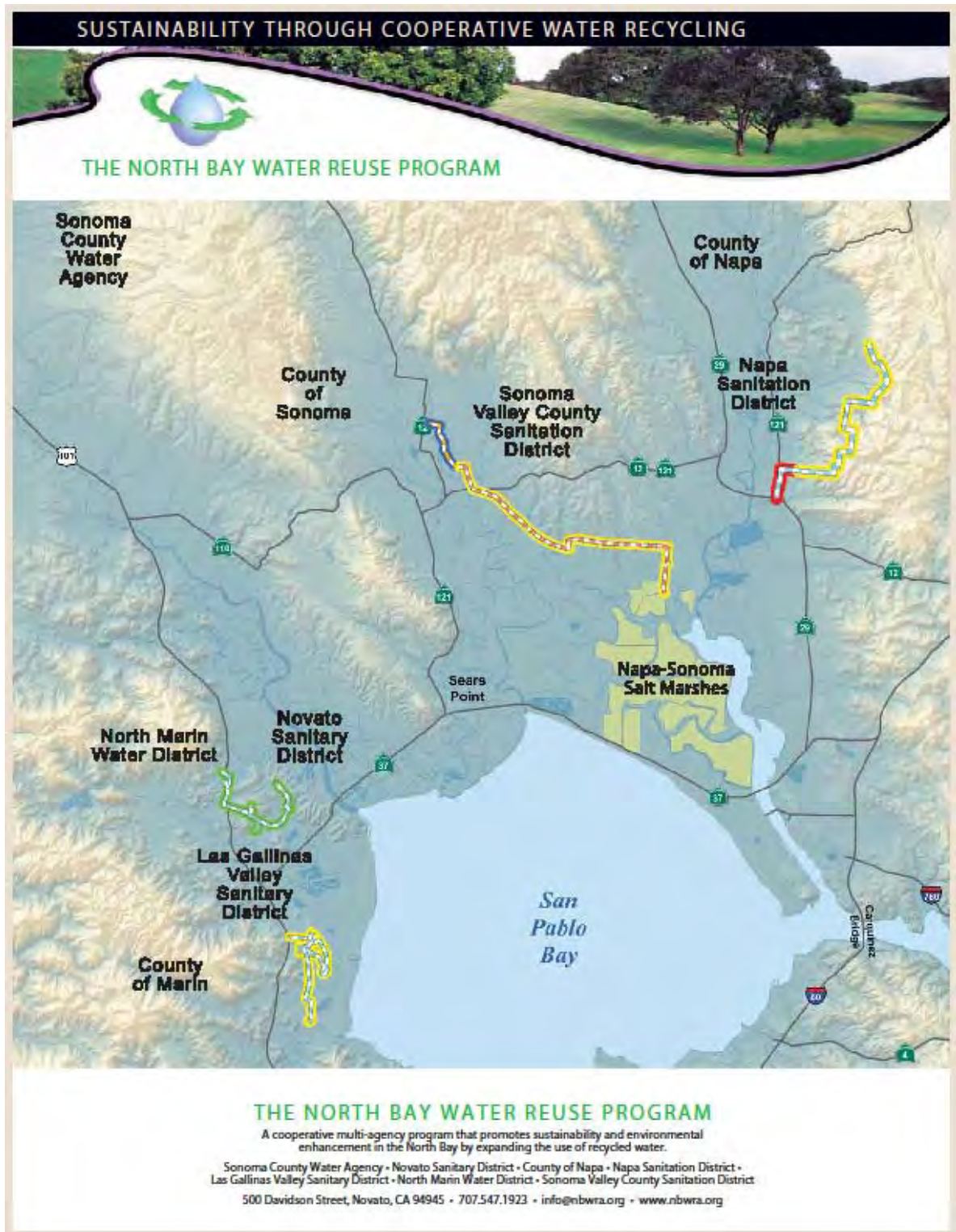


Figure 1 – North Bay Water Reuse Program Phase 1 Projects

- Milliken-Sarco-Tulocay (MST) Recycled Water Pipeline – Napa SD and Napa County are working together to extend Napa SD's recycled water pipeline from the WWTP to Napa State Hospital and further into the MST area to provide up to 2,137 AFY for landscaping and irrigation purposes. The entire project consists of 17.5 miles of new pipeline, four booster pump stations along the pipeline routes, a new booster pump at the WWTP, and a treatment capacity increase of 4.5 mgd.

The NBWRP has planned for implementation of the projects over time and each has its own schedule for design, bid, award, and construction. This allows the NBWRA member agencies to seek incremental Federal funding needed for member projects as it is needed and to facilitate efficient budget planning on the local level.

Phase 1 of the NBWRP was authorized in P.L. 111-11 Section 9110 for \$25 million in federal funds. By establishing strategic partnerships with local, state and federal agencies with similar mandates, the NBWRP has been able to maximize the benefits of multiple funding sources to facilitate its progress.

### **NBWRP Components Included in This Funding Opportunity**

For this funding opportunity, federal funding is requested to complete the construction of two components of Phase 1 – the Napa Salt Marsh Restoration Pipeline (Salt Marsh Project) and the Milliken-Sarco-Tulocay (MST) Recycled Water Pipeline. The two NBWRA agencies implementing these projects are SVCSD and Napa County, respectively. SCWA will continue to serve as the administrative agency for the NBWRA and this grant opportunity, executing the financial assistance agreement and completing the required semiannual SF-425 Federal Financial Reports.

The MST Recycled Water Pipeline will provide 500-1,000 AFY toward the NBWRP Phase 1 total of 3,757 AFY for irrigation uses and the Salt Marsh Project will provide up to 1,700 AFY for habitat restoration. The Federal funds requested in this application represent approximately 16.7 percent of total project costs to complete the Salt Marsh Project and the MST Recycled Water Pipeline projects. These funds would bring the total NBWRP Phase 1 federal funding received to \$13,037,875, about 52 percent of the \$25 million in federal funds authorized in P.L. 111-11 Section 9110.

### **Salt Marsh Project**

In 1994, the State of California acquired all of the salt and bittern ponds in the North Bay and created the California Department of Fish and Game (DFG) Napa-Sonoma Marsh Wildlife Area. The bittern ponds, located in the northern portion of the DFG Napa-Sonoma Marsh Wildlife Area near Fly Bay and Coon Island, total 750 acres and store an estimated 2.5 billion gallons of bittern. Restoration of the Napa River Unit has long been a vision for local resource agencies,

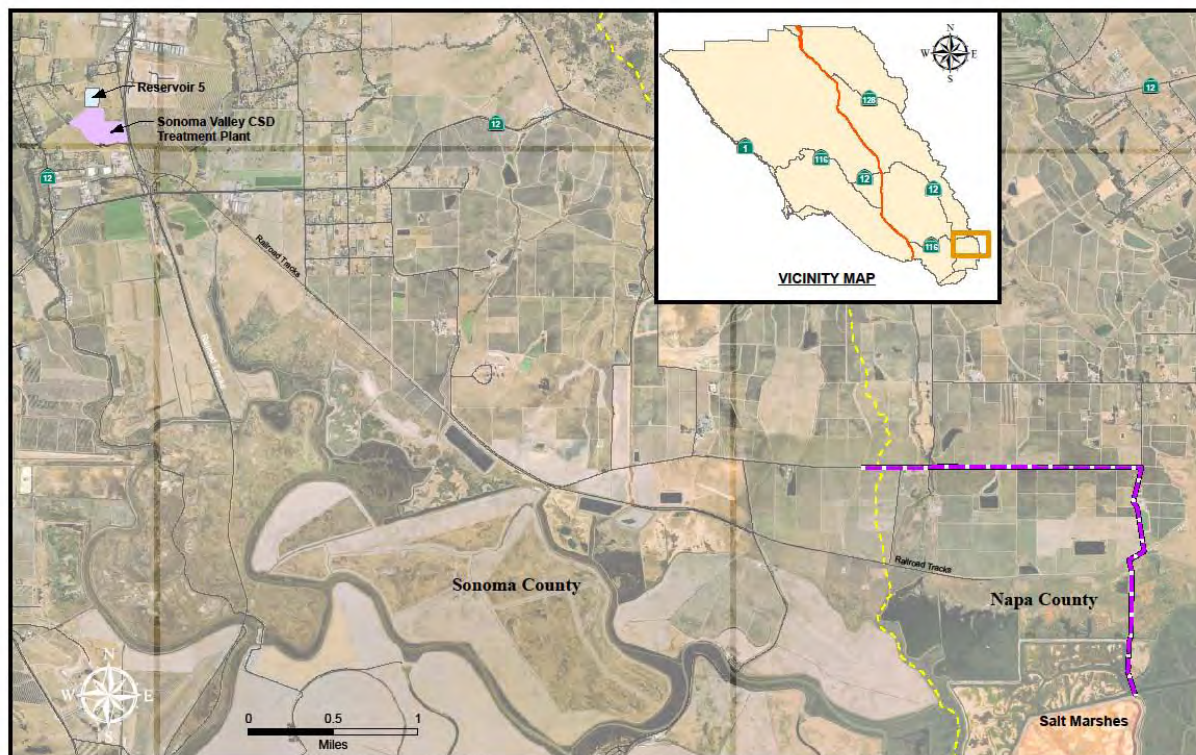


conservationists, and planners. It is one of the largest tidal restoration projects on the west coast of the United States and one of many restoration projects throughout the San Francisco Bay area. Bay-wide restoration planning, including historical and existing conditions and future habitat recommendations, was conducted as part of the Baylands Ecosystem Habitat Goals Project and provides a regional framework for this project.

Restoring these ponds through levee breaching or other more common techniques is not feasible because of California Regional Water Quality Control Board (RWQCB) restrictions on discharging bittern into the North San Pablo Bay, which is a tributary to the San Francisco Bay. However, the RWQCB will consider discharge from these ponds if the compounds in the bittern are diluted to near background levels. Enormous amounts of fresh water will be required to sufficiently dilute the quantity of bittern stored in the three ponds.

The Salt Marsh Project will construct approximately 3.5 miles of a new 18- to 24-inch recycled water pipeline to convey tertiary treated recycled water from the existing SVCSD Reclamation Distribution System to the Napa River Unit of the Napa-Sonoma Marshes Wildlife Area mixing chamber located at the northeastern edge of San Pablo Bay for the dilution process. The project will provide up to 1,700 AFY as part of the habitat enhancement plan to the bittern ponds. Desalination of the bittern ponds is anticipated to take between 10 and 15 years. Following the desalination of the bittern ponds, the recycled water will be used for agricultural irrigation adjacent to the pipeline alignment.

As shown on Figure 2, the first stage of the conveyance and distribution system will consist of approximately 3.5 miles of pipeline that will originate near Reservoir Carneros 1 on Ramal Road just west of the Napa County line. The alignment continues east along Duhig Road, crossing Huichica Creek near the abrupt curve north of Duhig Road. After crossing the creek, the alignment will continue east along private vineyard roads to Buchli Station Road. At Buchli Station Road, the pipe will increase to 24-inches in diameter to accommodate potential future flows from Napa SD. The pipeline will turn south and follow Buchli Station Road to the DFG property. The project alignment will then follow a DFG road across the Northwestern Pacific Railroad Authority tracks then go approximately one mile down an existing access road to the mixing chamber.



**Figure 2 – Salt Marsh Project Location**

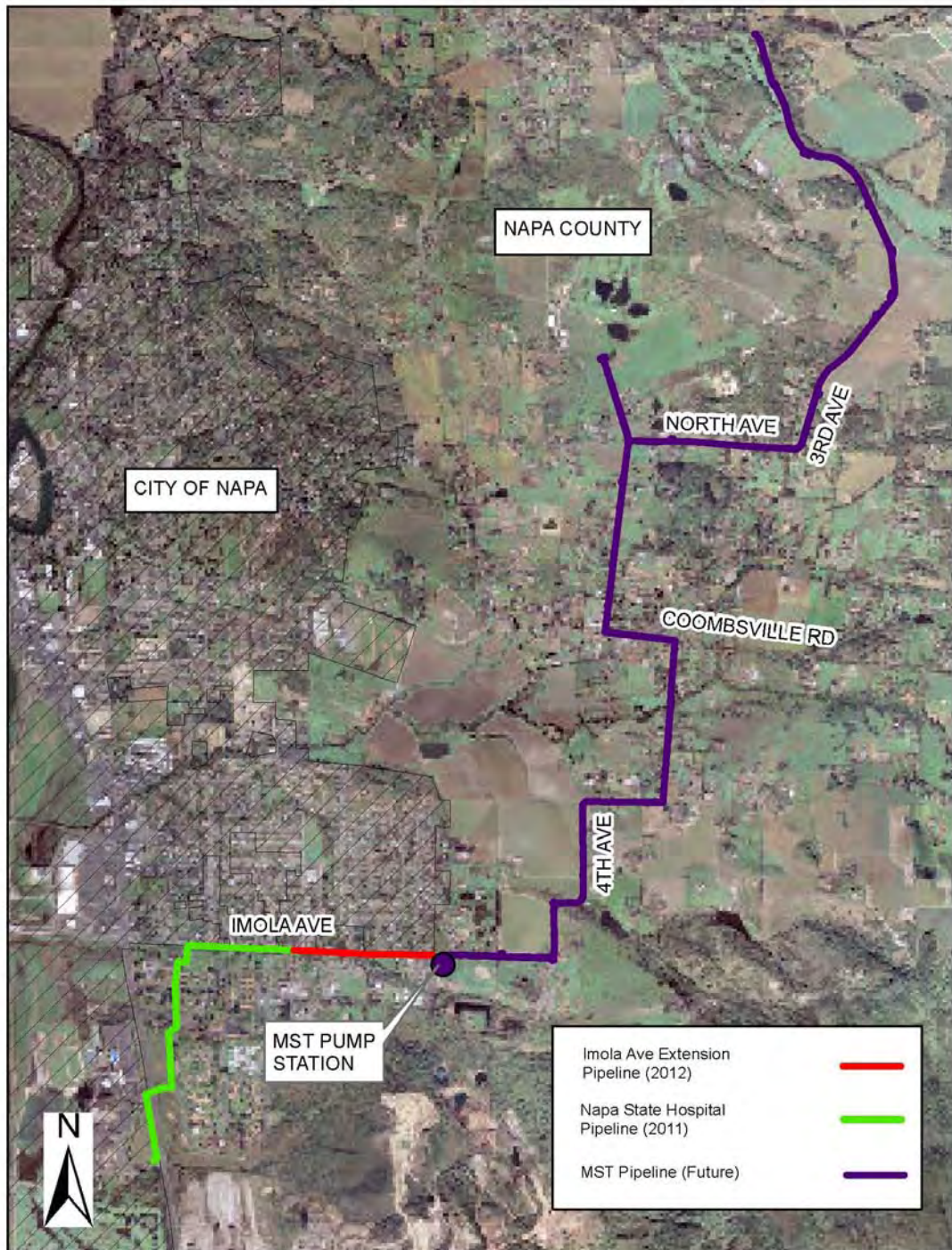
### **MST Recycled Water Pipeline**

Groundwater is a primary water supply for agricultural and domestic users in the MST area of Napa County. The MST groundwater basin has been over pumped, with adverse effects on water levels and quality. Groundwater quality problems include arsenic, boron, iron, and manganese in concentrations above drinking water standards in groundwater wells in southern Napa County. These quality issues can affect the utility of this water, particularly for agricultural uses.

To help alleviate these water supply and water quality issues for users in the MST area, Napa County has partnered with Napa SD to bring tertiary treated recycled water to the region. Napa County will extend the existing Napa SD recycled water pipeline that currently ends at Napa Valley College to the MST area. The MST Recycled Water Pipeline will serve 500-1,000 AFY of tertiary treated recycled water to the MST area. Most of the new customers are anticipated to be a mix of agricultural and landscape users.

The MST Recycled Water Pipeline project is being completed in phases, as shown in Figure 3. Napa SD has completed design of the entire length of pipeline, from Napa Valley College into the MST region. Napa SD is currently constructing the portions of the pipeline that extend from the college to the Napa State Hospital (shown in green on Figure 3), and will soon begin construction of the Imola Avenue Extension (shown in red on Figure 3). Napa County is funding

construction of the pipeline extending approximately 5 miles from Imola Avenue north and northeast through Napa County to the Napa Valley Country Club area.



**Figure 3 – MST Recycled Water Pipeline**

The MST pipeline will begin at the terminus of Napa SD's Napa State Hospital Recycled Water Pipeline Project at the intersection of Shurtleff Avenue and Imola Avenue in the southeastern area of the City of Napa, and will include an in-line booster pump station at this location. From this point, the pipeline will travel east in Imola Avenue to Skyline Park. The pipeline will then turn north onto 4th Avenue, and continue in a generally northerly direction until turning west on Coombsville Road. After running approximately 1,200 feet westward along Coombsville Road, the pipeline will again turn north onto 2nd Avenue past Mt. George Elementary School, and continue northward to the intersection of 2nd Avenue and North Avenue. From this location, a branch pipeline will extend northerly along 2nd Avenue approximately 1,500 feet to its terminus at the intersection of Chateau Lane and Rapp Lane. The main pipeline will continue easterly along North Avenue to 3rd Avenue, where it continues in a generally northerly direction until its endpoint at the intersection of Hagen Road and 3rd Avenue.

### **Funding Request**

SVCS D's Salt Marsh Project is estimated to cost \$8,333,475. Federal funding for the engineering design of the Salt Marsh Project was previously provided through an American Recovery and Reinvestment Act (ARRA) grant. SVCS D is requesting the remaining funds to bring federal funding to 25 percent of the project costs through this funding opportunity, \$1,875,000.

Federal funding for the engineering design of the MST Recycled Water Pipeline was previously provided through an ARRA grant. Construction of Napa County's MST Recycled Water Pipeline is estimated to cost \$15,355,200. Napa County is requesting 13.2 percent of the project costs at this time, \$2,025,000, in federal funds through this funding opportunity.

Project Administration and reporting by SCWA over the duration of the agreement is estimated to cost \$400,000. SCWA is requesting 25 percent of the administrative costs, \$100,000, in federal funds through this funding opportunity.

Therefore, this application requests \$4,000,000, which is the sum of the Salt Marsh Project federal request of \$1,875,000, the MST Recycled Water Pipeline federal share of \$2,025,000, and the project administration federal share of \$100,000.

The NBWRA has two Cooperative Agreements with Reclamation for the authorized Federal funding of \$25,000,000:

- Agreement R10AC20R87 for Reclamation providing \$7,328,000 of ARRA funds.
- Agreement R10AC20093 for Reclamation providing up to \$17,672,000 of non-ARRA Federal funds.

# **Project Budget Application**

**BUDGET INFORMATION - Construction Programs**

NOTE: Certain Federal assistance programs require additional computations to arrive at the Federal share of project costs eligible for participation. If such is the case, you will be notified.

COST CLASSIFICATION	a. Total Cost	b. Costs Not Allowable for Participation	c. Total Allowable Costs (Columns a-b)
1. Administrative and legal expenses	\$ 610,769	\$ 0	\$ 610,769
2. Land, structures, rights-of-way, appraisals, etc.	\$ 250,000	\$ 0	\$ 250,000
3. Relocation expenses and payments	\$ 0	\$ 0	\$ 0
4. Architectural and engineering fees	\$ 0	\$ 0	\$ 0
5. Other architectural and engineering fees	\$ 0	\$ 0	\$ 0
6. Project inspection fees	\$ 1,939,872	\$ 0	\$ 1,939,872
7. Site work	\$ 0	\$ 0	\$ 0
8. Demolition and removal	\$ 0	\$ 0	\$ 0
9. Construction	\$ 12,129,424	\$ 0	\$ 12,129,424
10. Equipment	\$ 0	\$ 0	\$ 0
11. Miscellaneous	\$ 0	\$ 0	\$ 0
12. SUBTOTAL (sum of lines 1-11)	\$ 14,930,065	\$ 0	\$ 14,930,065
13. Contingencies	\$ 1,069,935	\$ 0	\$ 1,069,935
14. SUBTOTAL	\$ 16,000,000	\$ 0	\$ 16,000,000
15. Project (program) income	\$ 0	\$ 0	\$ 0
16. TOTAL PROJECT COSTS (subtract #15 from #14)	\$ 16,000,000	\$ 0	\$ 16,000,000
<b>FEDERAL FUNDING</b>			
17. Federal assistance requested, calculate as follows: (Consult Federal agency for Federal percentage share.) Enter the resulting Federal share.	Enter eligible costs from line 16c Multiply X <input type="text" value="25"/> %		\$ 4,000,000

Sonoma County Water Agency		<b>BUDGET INFORMATION - Construction Programs</b>		
NOTE: Certain Federal assistance programs require additional computations to arrive at the Federal share of project costs eligible for participation. If such is the case, you will be notified.				
COST CLASSIFICATION	a. Total Cost	b. Costs Not Allowable for Participation	c. Total Allowable Costs (Columns a-b)	
1. Administrative and legal expenses	\$ 400,000	\$ 0	\$	400,000
2. Land, structures, rights-of-way, appraisals, etc.	\$ 0	\$ 0	\$	0
3. Relocation expenses and payments	\$ 0	\$ 0	\$	0
4. Architectural and engineering fees	\$ 0	\$ 0	\$	0
5. Other architectural and engineering fees	\$ 0	\$ 0	\$	0
6. Project inspection fees	\$ 0	\$ 0	\$	0
7. Site work	\$ 0	\$ 0	\$	0
8. Demolition and removal	\$ 0	\$ 0	\$	0
9. Construction	\$ 0	\$ 0	\$	0
10. Equipment	\$ 0	\$ 0	\$	0
11. Miscellaneous	\$ 0	\$ 0	\$	0
12. SUBTOTAL (sum of lines 1-11)	\$ 400,000	\$ 0	\$	400,000
13. Contingencies	\$ 0	\$ 0	\$	0
14. SUBTOTAL	\$ 400,000	\$ 0	\$	400,000
15. Project (program) income	\$ 0	\$ 0	\$	0
16. TOTAL PROJECT COSTS (subtract #15 from #14)	\$ 400,000	\$ 0	\$	400,000
FEDERAL FUNDING				
17. Federal assistance requested, calculate as follows: (Consult Federal agency for Federal percentage share.) Enter the resulting Federal share.		Enter eligible costs from line 16c Multiply X <input type="text" value="25"/> %		\$ <input type="text" value="100,000"/>

Sonoma Valley County Sanitation District		BUDGET INFORMATION - Construction Programs		
NOTE: Certain Federal assistance programs require additional computations to arrive at the Federal share of project costs eligible for participation. If such is the case, you will be notified.				
COST CLASSIFICATION	a. Total Cost	b. Costs Not Allowable for Participation	c. Total Allowable Costs (Columns a-b)	
1. Administrative and legal expenses	\$ 150,000	\$ 0	\$	150,000
2. Land, structures, rights-of-way, appraisals, etc.	\$ 250,000	\$ 0	\$	250,000
3. Relocation expenses and payments	\$ 0	\$ 0	\$	0
4. Architectural and engineering fees	\$ 0	\$ 0	\$	0
5. Other architectural and engineering fees	\$ 0	\$ 0	\$	0
6. Project inspection fees	\$ 600,000	\$ 0	\$	600,000
7. Site work	\$ 0	\$ 0	\$	0
8. Demolition and removal	\$ 0	\$ 0	\$	0
9. Construction	\$ 6,100,000	\$ 0	\$	6,100,000
10. Equipment	\$ 0	\$ 0	\$	0
11. Miscellaneous	\$ 0	\$ 0	\$	0
12. SUBTOTAL (sum of lines 1-11)	\$ 7,100,000	\$ 0	\$	7,100,000
13. Contingencies	\$ 400,000	\$ 0	\$	400,000
14. SUBTOTAL	\$ 7,500,000	\$ 0	\$	7,500,000
15. Project (program) income	\$ 0	\$ 0	\$	0
16. TOTAL PROJECT COSTS (subtract #15 from #14)	\$ 7,500,000	\$ 0	\$	7,500,000
FEDERAL FUNDING				
17. Federal assistance requested, calculate as follows: (Consult Federal agency for Federal percentage share.) Enter the resulting Federal share.	Enter eligible costs from line 16c Multiply X		25	%
			\$	1,875,000



<b>BUDGET INFORMATION - Construction Programs</b>			
Napa County			
NOTE: Certain Federal assistance programs require additional computations to arrive at the Federal share of project costs eligible for participation. If such is the case, you will be notified.			
COST CLASSIFICATION	a. Total Cost	b. Costs Not Allowable for Participation	c. Total Allowable Costs (Columns a-b)
1. Administrative and legal expenses	\$ 60,769	\$ 0	\$ 60,769
2. Land, structures, rights-of-way, appraisals, etc.	\$ 0	\$ 0	\$ 0
3. Relocation expenses and payments	\$ 0	\$ 0	\$ 0
4. Architectural and engineering fees	\$ 0	\$ 0	\$ 0
5. Other architectural and engineering fees	\$ 0	\$ 0	\$ 0
6. Project inspection fees	\$ 1,339,872	\$ 0	\$ 1,339,872
7. Site work	\$ 0	\$ 0	\$ 0
8. Demolition and removal	\$ 0	\$ 0	\$ 0
9. Construction	\$ 6,029,424	\$ 0	\$ 6,029,424
10. Equipment	\$ 0	\$ 0	\$ 0
11. Miscellaneous	\$ 0	\$ 0	\$ 00.00
12. SUBTOTAL (sum of lines 1-11)	\$ 7,430,065	\$ 0	\$ 7,430,065
13. Contingencies	\$ 669,935	\$ 0	\$ 669,935
14. SUBTOTAL	\$ 8,100,000	\$ 0	\$ 8,100,000
15. Project (program) income	\$ 0	\$ 0	\$ 0
16. TOTAL PROJECT COSTS (subtract #15 from #14)	\$ 8,100,000	\$ 0	\$ 8,100,000
<b>FEDERAL FUNDING</b>			
17. Federal assistance requested, calculate as follows: (Consult Federal agency for Federal percentage share.) Enter the resulting Federal share.	Enter eligible costs from line 16c Multiply X <input type="text" value="25"/> %		\$ 2,025,000

## Description of Expenditures Planned through September 2014

The evaluation criteria listed in Section IV.D of this FOA will be applied to the entire authorized Title XVI project. Applicants must also provide a description of planning, design, and construction activities *that are planned through September 30, 2014*, including a description of activities that have previously been completed without Federal funding that are the basis for a request for Federal funding under this FOA. Applicants must also provide a cost estimate for these activities.

As mentioned above, the NBWRP Phase 1 is comprised of several recycled water distribution system projects implemented by the individual NBWRA member agencies. The table below provides a summary of the anticipated schedule of the Phase 1 project activities between October 2012 and September 2014. Projects phases will be completed as local and other funding is available.

Project	Phase	Schedule
<i>Novato South (Hamilton Field)</i> NMWD / Stage 2 of Pipelines & Storage	Design Bid Award Construction	Jul 2011 - Oct 2011 Jul 2012 - Sep 2012 Sep 2012 Oct 2012 - Sep 2013
<i>Sonoma Valley Recycled Water Project - SVCSD</i> Pump Station @ WWTP	Design Bid Award Construction	Jan - Jun 2012 TBD TBD TBD
<i>Salt Marsh Project - SVCSD</i>	Design Bid Award Construction	Jan 2011 - Mar 2012 Nov 2012 Jan 2013 Mar 2013 - Oct 2013
<i>MST Recycled Water Pipeline - Napa SD &amp; Napa County</i> Pipeline	Design Bid Award Construction	Dec 2010 - Dec 2011 Sep 2012 - Oct 2012 Nov 2012 - Dec 2012 April 2013 - Sep 2014

For Napa County's MST Recycled Water Pipeline, the following activities are anticipated to occur through September 2014:

- EIR/EIS Addendum related to size and siting of Imola Avenue pump station – anticipated to be complete in Spring 2012.

- Cost estimates for property owners who have expressed interest in receiving recycled water and participating in the formation of a Community Facilities District (CFD) – anticipated to be complete in February 2012.
- Procedural steps leading to CFD Election and Formation – anticipated to occur between August and October 2012.
- Solicitation of bids for construction – anticipated to occur September to October 2012.
- Award of construction and construction management contracts – anticipated to occur November to December 2012.
- Construction activities – anticipated to occur April 2013 to September 2014.

For SVCSD's Salt Marsh Project, the following activities are anticipated to occur through September 2014:

- Engineering design of the project facilities – anticipated to be completed by April 2012.
- Solicitation of bids for construction – anticipated to occur in November 2012.
- Award of construction and construction management contracts – anticipated to occur in January 2013.
- Construction activities – anticipated to occur March through October 2013.

SCWA anticipates performing the following activities in support of grant administration through September 2014:

- Execute financial assistance agreement with the Bureau of Reclamation – anticipated to occur between April and September 2012.
- Semi-annual financial and project reporting, SCWA program management, coordination with Reclamation – anticipated to be ongoing between October 12 and September 2014.

The table below provides the cost estimate for the activities planned between October 2012 and September 2014 for the Salt Marsh Project and the MST Recycled Water Pipeline and the federal funding requested through this funding opportunity. The total estimated project costs for the Salt Marsh Project, the MST Recycled Water Pipeline extension, and grant administration is \$24,088,675. Through this funding opportunity, the NBWRA is requesting \$4,000,000, which is less than the full 25 percent federal cost share for these projects.

The SF-424 and SF-424Cs included in this application package show a federal funding request of \$4,000,000 and a project cost of \$16,000,000 to reflect the project cost represented by 25 percent Federal funding and 75 percent non-

federal cost share. The NBWRA may request additional federal funding in the future to fully satisfy the authorized Federal cost-share.

<b>Project</b>	<b>Project Cost</b>	<b>Federal Funding Received - 2009 ARRA Grant</b>	<b>Additional Funding Requested</b>	<b>% of Authorized Funding Received After 2012 WaterSMART Grant</b>
<b>Salt Marsh Project (SVCSD)</b>	<b>\$8,333,475</b>	<b>\$208,369</b>	<b>\$1,875,000</b>	<b>100.0%</b>
<i>Design</i>	<i>\$833,475</i>			
<i>Construction and Construction Management</i>	<i>\$7,500,000</i>			
<b>MST Recycled Water Pipeline - Napa County extension (Napa County &amp; Napa SD)</b>	<b>\$15,355,200</b>	<b>\$0</b>	<b>\$2,025,000</b>	<b>52.8%</b>
<i>Construction</i>	<i>\$12,700,000</i>			
<i>Construction Management</i>	<i>\$2,540,000</i>			
<i>Napa County Project Management</i>	<i>\$43,200</i>			
<i>Napa SD Project Management</i>	<i>\$72,000</i>			
<b>Grant Administration (SCWA)</b>	<b>\$400,000</b>	<b>\$0</b>	<b>\$100,000</b>	<b>100.0%</b>
<b>TOTAL</b>	<b>\$24,088,675</b>	<b>\$208,369</b>	<b>\$4,000,000</b>	<b>69.9%</b>

**ITEM NO. 8 ARRA PROJECTS REPORT**

**Action Requested:** None at this time, although the member agencies may choose to take action on a potential extension request.

8.a Project Schedule as of January 2012

Attached for the TAC's information is the most current project schedule as maintained by Andria Loutsch, CDM Smith. Members of the TAC can also provide verbal updates on their projects.

8.b Potential Schedule Extension Request

The ARRA grant requires that projects be completed by the end of September 2012. There has been email communication regarding a possible extension beyond September 2012. North Marin Water District and Las Gallinas Valley Sanitary District have expressed interest in an extension. Projects are funded through both ARRA and a WaterSMART Grant. Kevin Booker, SCWA has noted the following via email: *"If the request for an extension is associated with funding/projects funded by the WaterSMART Grant, then the process is not too difficult. If the request for an extension associated with funding/projects is associated with ARRA, then the process is far more complex."*

## North Bay Water Reuse Program - Phase 1 Project Schedules

January 2012

Project	Phase	Schedule	Federal Funding Sources
<i>Novato South (Hamilton Field)</i> LGVSD / WWTP Improvements	Design Bid Award Construction	Jan 2011 - Jul 2011 Aug 2011 Sep 2011 Sep 2011 - Sep 2012	ARRA & WaterSMART
NMWD / Stage 1 of Pipelines & Storage	Design Bid Award Construction	Oct 2010 - Dec 2011 Jan 2012 - Feb 2012 Jan 2012 - Mar 2012 Feb 2012 - Sep 2012	ARRA & WaterSMART
NMWD / Stage 2 of Pipelines & Storage	Design Bid Award Construction	Jul 2011 - Feb 2012 May 2012 - Aug 2012 Sep 2012 Oct 2012 - Sep 2013	WaterSMART
<i>Novato North</i> Novato SD / WWTP Improvements	Design Bid Award Construction	Feb 2011 Apr 2011 May 2011 Jun 2011 - Jun 2012	ARRA
NMWD / Segment 1	Design Bid Award Construction	completed Feb 2011 Apr 2011 Jun 2011 Jul 2011 - Dec 2011	ARRA
NMWD / Segment 2	Design Bid Award Construction	Feb 2011 - Sep 2011 Sep 2011 - Oct 2011 Dec 2011 Jan 2012 - Oct 2012	ARRA
NMWD / Segment 3	Design Bid Award Construction	Feb 2011 - Jul 2011 Jul 2011 - Aug 2011 Sep 2011 Nov 2011 - Jun 2012	ARRA
NMWD / Storage Rehabilitation	Design Bid Award Construction	completed Apr 2011 May 2011 - Jun 2011 Jul 2011 Aug 2011 - Feb 2012	ARRA
<i>Novato Central</i> Novato SD and NMWD	Design Bid Award Construction	Aug 2016 - Sep 2017 Oct 2017 - Nov 2017 Dec 2017 Jan 2018 - Jan 2019	Title XVI
<i>Sonoma Valley Recycled Water Project - SVCSD</i> Reservoir R5	Design Bid Award Construction	completed Jan 2011 Jan 2011 - Mar 2011 Apr 2011 Jul 2011 - Dec 2011	ARRA
Trunk Line	Design Bid Award Construction	completed Jan 2011 Jan 2011 - Mar 2011 Apr 2011 May 2011 - Nov 2011	ARRA

## North Bay Water Reuse Program - Phase 1 Project Schedules

January 2012

Project	Phase	Schedule	Federal Funding Sources
Pump Station @ WWTP	Design	Jan - Jun 2012	ARRA
	Bid	TBD	Title XVI
	Award Construction	TBD TBD	
<i>Napa-Sonoma Salt Marsh - SVCSD</i>	Design	Jan 2011 - Mar 2012	ARRA
	Bid	Nov 2012	Title XVI
	Award Construction	Jan 2013 Mar 2013 - Oct 2013	
<i>MST Recycled Water Pipeline - Napa SD &amp; Napa County Pipeline</i>	Design	Dec 2010 - Dec 2011	ARRA
	Bid	Sep 2012 - Oct 2012	Title XVI
	Award Construction	Nov 2012 - Dec 2012 April 2013 - Sep 2014	
Filters	Design	Aug 2011 - Sep 2012	ARRA
	Bid	2013	Title XVI
	Award Construction	2013 2013 - 2015	
<i>Napa State Hospital Recycled Water Pipeline - Napa SD &amp; Napa County</i>	Design	2005 - Oct 2010	none
	Bid	Oct 2010 - Feb 2011	ARRA
	Award Construction	Feb 2011 May 2011 - Jan 2012	
2,500' Extension	Design	Mar 2011 - Nov 2011	ARRA
	Bid	Dec 2011	
	Award Construction	Jan 2012 Apr 2012 - Aug 2012	

NBWRA Technical Advisory Committee  
Jan 23, 2012  
ESA Information Item Summary

1. Reclamation signed Record of Decision January 26, 2011.
2. USFWS issued Biological Opinion July 7, 2010.
3. Section 106 Consultation Process Completed March 21, 2011
4. Ohlone Mitigation Bank: Signed agreement transmitted to USFWS by Ohlone.
5. Quarterly Letter Report April-September 2011 submitted to SCWA Dec 19, 2011.
6. Individual Project Task Summary, under contract to individual agencies:
  - a. NMWD South Project:
    - i. NMWD South Project pipeline route revisions:
      1. Cultural Resources APE Modification accepted and complete.
      2. EA/FONSI Signed by Reclamation.
    - ii. Corps Permit Received. CDFG Permit Received. RWQCB Permit Received.
  - b. NMWD North Project
    - i. Segment 1. Project Complete.
    - ii. Segment 2
      1. Project pre-construction start up in February.
    - iii. Segment 3.
      1. Cultural Resources Monitoring completed. Monitoring report complete.
  - c. Novato San
    - i. Conducted pre-construction clearance and contractor training. No additional activity.
  - d. SVCSD Watmaugh Road Alignment:
    - i. Section 106 Cultural Resources Report Addendum; Approved by SHPO and Reclamation.
    - ii. NEPA Addendum submitted 7/13. Reclamation processed 12/23/11.
  - e. Napa State Hospital.
    - i. Preparing Addendum/EA for Imola Pump Station and Extension.
  - f. LGVSD
    - i. Reviewed specifications for environmental mitigation measures.
    - ii. Conducted pre-construction training and clearance.